



King's Academy Oakwood

Ash Class curriculum letter!

January 2022

What a busy and fun start to the term we have had! I have been so proud of how the children have come back into school along with all of the changes in our routine at the moment. In order for you to support your child at home, here is an outline of the different subject areas taught and the topics we will be covering within each area over the Spring Term.



English

Phonics and reading

The children will continue to have a daily phonics lesson which will include reading and spelling words with a new sound as well as revising sounds already taught. This is followed by a reading lesson that is focused on comprehension as well as decoding words with sounds they have learned (green words) and words that they have to learn because they are not decodable (red words).

Handwriting

Correct letter formation is a key focus in Year 1 and this term, we are starting to look at the size and position of each letter. The Read, Write Inc. scheme that we use gives each letter a mnemonic device to help children remember how to form them.

Writing

The children will have a range of contexts through which to practise writing, using a wide range of both familiar and new high-quality picture books. We will continue practising how to write sentences with capital letters, finger spaces and full stops. The children will be using sound mats to help them apply their phonic knowledge and continue to learn the Year 1 common exception words by heart. Over the term, the children will be reading and taking inspiration from different books by Emily Gravett, information texts, a range of poems, as well as stories with twists on traditional tales such as 'The Three Little Pigs and the Big Bad Book'.

Mathematics

This term the children will learn about:

Addition and Subtraction with 20:


- Find and make number bonds
- Add by making 10
- Subtraction
- Related number facts
- Comparing number sentences

Addition

Using Place Value

Add 10 to any given 2-digit number e.g. knowing $45+1$ or $45+10$ without counting on in ones

Add by putting the larger number first



Counting on

Count on in ones from a given 2-digit number

Count on in tens from any given 2-digit number

Add two single-digit numbers

$$23+10$$

1	2	3	4	5	6
11	12	13	14	15	16
21	22	23	24	25	26
31	32	33	34	35	36
41	42	43	44	45	

Using number facts

'story of' 5, 6, 7, 8, and 9, e.g. $7=7+0$ or $6+1$ or $5+2$ or $4+3$

Number bonds to 10, e.g. $5+5$, $6+4$, $7+3$, $8+2$, $9+1$, $10+0$

Add three single-digit numbers spotting doubles or pairs to 10

Use patterns in number facts to add single-digit numbers to two-digit numbers, e.g. $4+3$ to work out $24+3$

Subtraction

Using Place Value

Subtract 10 from any given 2-digit number e.g. knowing $33-1$ or $33-10$ without counting back

Subtract one single-digit number from another

Taking away

Count back in ones from a given 2-digit number, e.g. $11-3=$ or $15-4=$

Count back in tens from any given 2-digit number, e.g. $53-20$ as 53 , 43 , 33

Using number facts

'story of' 5, 6, 7, 8, and 9

Number bonds to 10

Use number facts to subtract single-digit numbers from two-digit numbers, e.g. $7-2$ to work out $27-2$

$$33-10$$

1	2	3	4	5
11	12	13	14	15
21	22	23	24	25
31	32	33	34	35
41	42	43	44	45

Place value (within 50)

- Counting forwards and backwards to 50
- Tens and ones
- One more and one less
- Counting in 2s and 5s and 10s

Fractions

- Find a half of a shape, object number or group
- Find a quarter of a shape, object number or group

Measurement – length, height, weight and volume

- Measure and compare length
- Length problems
- Measure and compare mass
- Measure and compare capacity

Geometry – position and direction

- Describe turns
- Describe position

Science



The Science topic covered this half term is Animals, including Humans. We will be focussing on identifying common animals including fish, amphibians, reptiles, birds and mammals. We will also be identifying animals that are carnivores, herbivores and omnivores.

The second half term of teaching will focus on the weather and seasons. We will focus on Spring for the first half and Summer for the second half.

Humanities

The first topic this term is a geography based topic on the continents of the world. The children will be looking at globes and atlases to identify the continents. The children will also be learning about aspects of the continents as human and natural landmarks.

After half term, the children will be learning about Kings and Queens. We will use a timeline to order significant British monarchs from William the Conqueror to Elizabeth II. We will explore some notable monarchs in greater detail as well as some aspects of their daily life.



such
be
detail

PSHCE and Life Skills

This term in PSHCE, we will be looking at healthy choices. We will be learning about a healthy balanced diet, physical activity, sleep and healthy friendships. After half term, we will be thinking about our self-identity, celebrating similarities and differences.

Art and Design Technology

In Art, we will be creating a shoebox habitat and a clay animal sculpture. The children will do this by exploring different materials and finding the best material and technique for their desired outcome. After Half Term, we will then be exploring and creating our own portraits of significant people.



RE

This half term, we will be looking at what makes some places sacred. To do this, we will be learning about Christianity and Judaism by exploring churches and synagogues. Later in the term, we will be learning about Christianity and the significance of the Easter story to Christian beliefs.

Computing



The children will begin the term by continuing to practise logging in and out of a device and then using the devices to create a digital painting. We will be looking at the different tools that we can use. Later in the term, we will be learning how to type as well as create and manipulate text.

Specialist teachers

The children will be taught Spanish, Music and P.E. by specialist teachers every week. This will be supported by additional teaching and lessons from the class teacher.

Music

Music will be taught each week, exploring the importance of music around the world as well as learning the key musical skills of listening, composing and performing. The children will also be learning about different composers through our 'Composer of the Fortnight' series and their place in history.

Spanish

Spanish will be taught once a week over the term. The children will be building their cultural awareness of Spain and beginning to learn more about the country. Children will carry out a variety of interactive and fun activities to learn the different colours in Spanish.

Physical Education

Over the term, the children will have two P.E. lessons a week, there will be some specialist teaching later on in the term. The lessons this term will be on throwing and catching skills, gymnastics and dance.

Home Learning

This half term we will begin to give the children home learning each week. The home learning will consist of a list of spellings to practise as well as a piece of English, Maths or another curriculum subject.

Each week the children will bring home 3 types of books:

1. Every Friday your child will bring the book they have read in school that week home over the weekend to show off how well they can read it. **These books must be returned to school on Monday morning.**
2. Your child will also bring home a reading book which can be changed each day in school or as often as needed. At this stage re-reading books can be helpful for developing fluency and comprehension.
3. Finally, your child will have the opportunity to borrow a library book each week.

Star of the Week

Each week, I will be choosing one child to be the star of the week. This is based on our school's DARE values:

- **Determination**
- **Aspiration**
- **Respect**
- **Enthusiasm**

The children will also be able to collect dojo points for demonstrating these values during the school day – these count individually as well as for their house.

I am so excited to see how far the children will progress this term and can't wait for all of the learning opportunities we have for them!

Please do not hesitate to come and ask me any questions, the door is always open.

Kind regards,

Miss Elsayed



























Year 1 Class Teacher

Year 1 Common Exception Words

These are the words that children are taught to read and spell by the end of Year 1, they have been organised into manageable groups on the table below.

a	is	said	be	no	put
ask	his	says	he	go	push
	has	the	me	so	pull
are		they	she		full
our		there	we	of	one
	was	here		love	once
do	were	I	by	come	school
to	where	you	my	some	friend
today	want	your			house

Letter formation mnemonics

<p>a</p>  <p>Around the apple and down the leaf.</p>	<p>b</p>  <p>Down the laces to the heel and around the toe.</p>	<p>c</p>  <p>Curl around the caterpillar.</p>	<p>d</p>  <p>Around the dinosaurs bottom, up his tall neck & down to his toes.</p>	<p>e</p>  <p>Lift off the top and scoop out the egg.</p>	<p>f</p>  <p>Down the stem and draw the leaves.</p>
<p>g</p>  <p>Around the girls face, down her hair and give her a curl.</p>	<p>h</p>  <p>Down the head, to his hooves and over his back.</p>	<p>i</p>  <p>Down the body and dot for the head.</p>	<p>j</p>  <p>Down his body, curl, dot for his head.</p>	<p>k</p>  <p>Down the kangaroo's body tail and leg.</p>	<p>l</p>  <p>Down the long leg.</p>
<p>m</p>  <p>Down Maisie, mountain, mountain.</p>	<p>n</p>  <p>Down Nobby and over his net.</p>	<p>o</p>  <p>All around the orange.</p>	<p>p</p>  <p>Down the pirates plait and around his face.</p>	<p>qu</p>  <p>Round her head, up past her earring, down her hair, and flick.</p>	<p>r</p>  <p>Down the robots back and curl over his arm.</p>
<p>s</p>  <p>Slither down the snake.</p>	<p>t</p>  <p>Down the tower, across the tower.</p>	<p>u</p>  <p>Down and under, up to the top and draw the puddle.</p>	<p>v</p>  <p>Down a wing, up a wing.</p>	<p>w</p>  <p>Down, up, down, up.</p>	<p>x</p>  <p>Down the arm and leg, repeat the other side.</p>
<p>y</p>  <p>Down a horn, up a horn and under head.</p>	<p>z</p>  <p>Zig-zag-zig.</p>				