



Birch Class Curriculum Letter

January 2022




English

Writing

The children will be expanding the range of fiction, non-fiction and poetry styles they can write and revising those that they already know. Key texts that we will be taking inspiration from include; Jack and the Baked Beanstalk, Fantastic Mr Fox, The Paper Bag Princess, and Tell me a Dragon. Using these key texts, the children will take part in a range of modelled, guided, shared and independent writing activities to support their writing development. We will continue to encourage the children to write longer

sentences including conjunctions and to include a range of descriptive language, such as adjectives, adverbs, interesting verbs and similes. We will consolidate what they learnt about simple punctuation in Year 1 and the autumn term of Year 2 and build on this so that the children are able to use a wider range of punctuation, including speech marks, commas, apostrophes, questions marks and exclamation marks. Understanding how these different elements of language, grammar and punctuation can become their writers' tools to become a more effective writer underpins our Year 2 writing curriculum.



Reading, spelling and handwriting

Whole class reading lessons will continue to focus on developing the children's fluency and expression but as they are all now reading at a higher level, comprehension of what they are reading and expanding their vocabulary are also key priorities. The children will continue to have phonics as needed and those who have completed the phonics programme will now have

additional spelling, handwriting or reading comprehension in that time. Whole class spelling lessons will continue each week with a low stakes quiz to support the children as they begin to spell a range of words correctly following the spelling patterns that they are learning. The common words that are exceptions to the spelling rules learnt in Year 2 are attached at the end of this letter.

Mathematics

Mathematics in the Spring Term of Year 2 covers the following topics:

Multiplication and Division

- Understanding multiplication as adding equal groups
- Writing multiplication number sentences
- To solve pictorial multiplication problems
- To know the 2, 5 and 10 times tables
- To know what odd and even numbers are and how recognise them
- To divide by sharing into equal groups
- Dividing by 2, 5 and 10 (linking to multiplication)

Statistics

- To make and interpret tally charts
- To make and interpret pictograms
- To make and interpret block diagrams

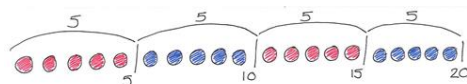
Geometry - shape

- To recognise and name 2D and 3D shapes and know their properties
- To sort shapes by their properties
- To make patterns using 2D shapes
- To find lines of symmetry

Fractions


- To recognise and find a half, a quarter, a third, and three quarters
- To identify unit and non unit fractions
- To count in fractions
- To understand the equivalence of half and two quarters

Here are some of the ways in which multiplication and division are taught in Year 2:



Counting in steps ('Clever' counting)

Count in 2s, 5s and 10s



Doubling and halving - begin to double multiples of 5 to 100 e.g. double 35 is 70

Begin to double two-digit numbers less than 50 with 1s digits of 1, 2, 3 4 or 5

Grouping - begin to understand that multiplication is repeated addition and to use arrays, e.g. 6 x 5 is six rows of five dots

Begin to learn the 2x, 3x, 5x and 10x tables, seeing these as 'lots of', e.g. 5 lots of 2, 6 lots of 2, 7 lots of 2, etc.

Understand that 5×3 can be worked out as three 5s of five 3s.


Using number facts

Double numbers up to 20

Start learning 2, 5 and 10 times tables, and relate to clever counting e.g. $5 \times 10 = 50$ and 10, 20, 30, 40, 50

is five steps in the ten count

Begin to count in 3s.



Counting in steps ('Clever' counting)

Count in 2s, 5s and 10s

Begin to count in 3s

Doubling and halving

Find half of numbers up to 40, including realizing that half of an odd number gives a remainder of 1 or an answer containing a $\frac{1}{2}$

Begin to know half of multiples of 10 to 100, e.g. half of 70 is 35

Grouping

Relate division to multiplication by using arrays of towers of cubes to find answers to division, e.g. how many towers of five cubes can I make from 20 cubes as $? \times 5 = 20$ and also $20 \div 5 = ?$

Relate division to grouping. (E.g. how many groups of five in fifteen?)



Sharing

Begin to find quarter of quantity using sharing, e.g. $\frac{1}{4}$ of 16 cubes by sorting the cubes into 4 piles

Find $\frac{1}{2}$, $\frac{1}{3}$, $\frac{1}{4}$ and $\frac{3}{4}$ of a quantity of objects and of amounts (whole number answers)


Number Facts

Know halves of even numbers to 24

Know 2x, 5x, and 10x division facts (begin to know 3x division facts)

Science

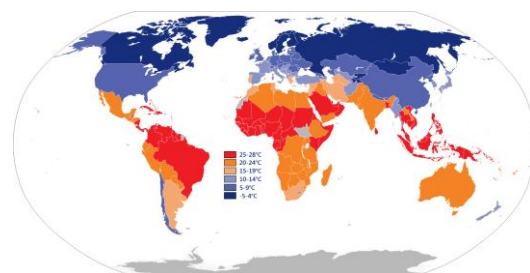
The two science topics covered this term are 'Uses of Everyday Materials - Recycling' and 'Plants'. Within the first topic, the children will learn about the properties of everyday materials as well as how and why we can recycle them. The children will be turning old paper into new paper and testing the biodegradability of different materials by burying them outside and leaving them for a period of time.



Later on in the term we will be looking at plants and the children will be identifying and labelling the parts of a flower, investigating what seeds and bulbs need to grow, looking at the lifecycle of flowering plants and learning about seed dispersal.

Humanities

The first topic this term is a geography topic on 'Hot and Cold Places'. The children will be learning about the difference between climate and weather, the different climate zones that make up our world, the equator and the poles and how people and animals have adapted to living in different places.



After half term, our history topic is Norman castles and we will be looking at who the Normans were, why and where they built castles in the U.K and how the design of castles developed over time. We will look at life in a castle and in Britain in medieval times as well as how to attack and defend the castle keep.

Art and DT

In the first half term, we will focus on texture and collage. The children will be creating their own collage works of art and learning about how different artists use both colour and texture in their work. After half term, to link with our history topic on castles the children will be designing their own catapults to attack a model castle. We will look at different mechanisms and ways of joining materials so that they can develop their designs ready to demonstrate them before the Easter holidays.

Computing

This term the children will be learning about algorithms and simple coding. After half term, the children will be looking at data and information. They can collect data, digitally make pictograms and block diagrams and interpret what they have made, which links very strongly with some of the maths this term.

Specialist teachers

The children will be taught Spanish, Music and P.E. by specialist teachers. This will be supported by additional teaching and lessons from the class teacher.

Music

Music will be taught each week, exploring the importance of music around the world as well as learning the key musical skills of listening, composing and performing. The children will also be learning about different composers through our 'Composer of the Fortnight' series and their place in history. The children will all begin to learn the ukulele this term.

Spanish

Spanish will be taught once a week over the term. The children will be building their cultural awareness of Spain and beginning to learn more about the country. Children will carry out a variety of interactive and fun activities to build their range of Spanish phonics and vocabulary.

Physical Education

Over the term, the children will have two P.E. lessons a week and there will be some specialist teaching later on in the term. The lessons this term will be on throwing and catching skills, gymnastics (travelling) and dance.

Star of the Week

Every week I will be looking for outstanding examples of the school's DARE values and I will be giving out a Star of the Week certificate to a child in the class who has consistently demonstrated one or more of the values throughout the week, this will be done in our whole school celebration assembly on a Friday.



Home Learning

Home Learning will be sent out on a Wednesday and should be handed in by the following Tuesday. Children are expected to read at home for 5-10 minutes every night and to bring their Reading Record to school every day.

Children may have spelling words to learn and there will be a quiz on a Wednesday at school. They will have a 'look, say, cover, write check' sheet to practise with at home.

Please do not hesitate to come and ask me any questions.

Kind regards,

Miss Begbie



Year 1 and 2

Common Exception Words Mat

Aa Bb Cc Dd Ee Ff Gg Hh Ii Jj Kk Ll Mm Nn Oo Pp Qq Rr Ss Tt Uu Vv Ww Xx Yy Zz

Aa

a
after
again
any
are
ask

Bb

bath
be
beautiful
because
behind
both
break
busy
by

Cc

child
children
Christmas
class
climb
clothes
cold
come
could

Dd

do
door

Ee

even
every
everybody
eye

Ff

fast
father
find
floor
friend
full

Gg

go
gold
grass
great

Hh

half
has
he
here
his
hold
hour
house

Ii

I
improve
is

Kk

kind

Mm

many
me
mind
money
most
move
Mr
Mrs
my

Nn

no

Oo

of
old
once
one
only
our

Pp

parents
pass
past
path
people
plant
poor
pretty
prove
pull
push
put

Ss

said
says
school
she
should
so
some
steak
sugar
sure

Tt

the
there
they
to
today
told

Ww

was
water
we
were
where
who
whole
wild
would

Yy

you
your

ar or ur ow oi ear air ure er

ai ee igh oa oo

ch sh th ng qu

ss ff ll zz

