



King's Academy Binfield

# Welcome to the Summer Term!

## Opal Class 2022

I can not believe that I am already writing to you for the start of the Summer Term. It brings me such joy to welcome the children back into class for the Summer Term. We have so many exciting learning opportunities for the Summer and I can not wait for the children to get started!



### English

#### *Phonics and reading*

The children will continue to have daily phonics lessons. Each will include reading and spelling words with a new sound and revising sounds already taught. They will then have a reading lesson that is focused on decoding words with sounds they have learned (green words) and words that they need to learn because they are not decodable (red words). They will also have comprehension activities based on the books.

#### *Handwriting*

We are continuing to work hard with the children to make sure they are forming all their letters correctly. Letters are organised into 4 groups when we work on letter formation:

**'around'** letters: c, a, o, d, g, q

**'down'** letters: l, t, b, p, k, h, i, j, m, n, r, u, y

**'curly'** letters: e, f, s

**'zigzag'** letters: v, w, z, x

We are also now focusing on the relative size of letters, tall, short and long.

## Writing

The children are now more secure and independent when writing simple sentences. We will build upon this and begin to write longer sentences which include adjectives and some simple conjunctions. When writing, we will continue to encourage the children to use their phonic knowledge in order to write words and sentences independently. We will be doing this within contexts of narratives, nonfiction texts and poems.

## Maths

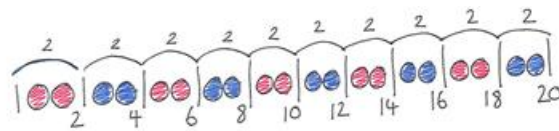
This term the children will continue to consolidate their previous learning on place value and addition and subtraction. The new units of learning will be:

- Multiplication and division
- Fractions
- Geometry: position and direction
- Place value (within 100)
- Measurement - time, money

### Multiplication

#### Counting in steps (clever counting)

Begin to count in 2s, 5s and 10s



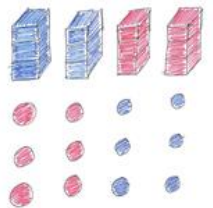
#### Doubling and halving

Use fingers to double numbers to 5



#### Grouping

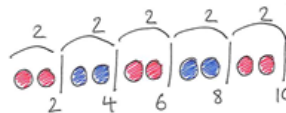
begin to use visual and concrete arrays and 'sets of' objects to find the answers to '3 lots of 4' or '2 groups of 5' etc.



### Division

#### Counting in steps (clever counting)

Begin to count in 2s, 5s and 10s



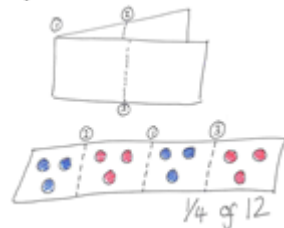
#### Doubling and halving

Find half of even numbers to 12 and know it is hard to halve odd numbers



#### Grouping

Begin to use visual and concrete arrays or 'sets of' to find how many sets of a small number make a larger number e.g. "How many towers of 3 can I make with 12 cubes?"



#### Sharing

Begin to find half of a quantity using sharing e.g. half of 16 cubes by giving one each repeatedly to two children

## Science



The Science topics covered this term are 'seasons' and 'plants'. During the unit 'seasons', the children will be learning about Spring and Summer. During the topic 'plants', the children will be learning how to name and identify plants and trees that are found in gardens and growing wild. They will also be learning what a plant needs in order to grow well and to experiment with growing their own plants.

## Humanities

In Geography, the children will learn about Kenya. We will be building on prior knowledge of mapping skills to locate and investigate geographical features. The children will compare and contrast different human and geographical features between Kenya and the UK.



Our unit this term in History is 'Nursing'. We will be studying significant individuals within this field (Mary Seacole, Florence Nightingale and Edith Cavell) and what their contributions were to the improvement of nursing. The children will learn about their lives and the times in which they lived. They will also be comparing and contrasting the lives and experiences of these women.

## PSHCE and Life Skills

This term in PSHCE, we will be looking at safety. We will be learning about how to keep safe in different situations such as; road safety, what to do in a fire, staying safe near water and sun safety. After half term, we will be thinking about changes at home and at school as well as transitioning to the next year group.

## Art and Design Technology

In Art, we will be exploring different artists such as Van Gogh and Monet. We will then be creating our own flower art. After Half Term, the children will be researching and creating their very own kites.



## **RE**

This half term, we will be answering the question 'What do Jewish people believe?'. We will be exploring Judaism and different special days that take place such as Shabbat and Yom Kippur.

## **Computing**



The children will begin the term by learning how to label, group and count objects digitally. Later in the term, we will be developing an understanding of algorithms.

## **Specialist teachers**

The children will be taught Spanish, Music and P.E. by specialist teachers every week. This will be supported by additional teaching and lessons from the class teacher.

## **Home Learning**

This half term we will continue to give the children home learning each week. The home learning will consist of a list of spellings to practise as well as a piece of English, Maths or another curriculum subject.

## **Star of the Week**

Every week I will be looking for outstanding examples of the school's **DARE** values and I will be giving out a Star of the Week certificate to one child in the class who has consistently demonstrated one or more of the values throughout the week.



























I am very much looking forward to this term of Year 1. As always, please do not hesitate to come and ask me any questions.

Kind regards,

Mrs Dewhirst

Year 1 Class Teacher

## Letter formation mnemonics

<p>a</p>  <p>Around the apple and down the leaf.</p>	<p>b</p>  <p>Down the laces to the heel and around the toe.</p>	<p>c</p>  <p>Curl around the caterpillar.</p>	<p>d</p>  <p>Around the dinosaurs bottom, up his tall neck &amp; down to his toes.</p>	<p>e</p>  <p>Lift off the top and scoop out the egg.</p>	<p>f</p>  <p>Down the stem and draw the leaves.</p>
<p>g</p>  <p>Around the girls face, down her hair and give her a curl.</p>	<p>h</p>  <p>Down the head, to his hooves and over his back.</p>	<p>i</p>  <p>Down the body and dot for the head.</p>	<p>j</p>  <p>Down his body, curl, dot for his head.</p>	<p>k</p>  <p>Down the kangaroo's body tail and leg.</p>	<p>l</p>  <p>Down the long leg.</p>
<p>m</p>  <p>Down Maisie, mountain, mountain.</p>	<p>n</p>  <p>Down Nobby and over his net.</p>	<p>o</p>  <p>All around the orange.</p>	<p>p</p>  <p>Down the pirates plait and around his face.</p>	<p>qu</p>  <p>Round her head, up past her earring, down her hair, and flick.</p>	<p>r</p>  <p>Down the robots back and curl over his arm.</p>
<p>s</p>  <p>Slither down the snake.</p>	<p>t</p>  <p>Down the tower, across the tower.</p>	<p>u</p>  <p>Down and under, up to the top and draw the puddle.</p>	<p>v</p>  <p>Down a wing, up a wing.</p>	<p>w</p>  <p>Down, up, down, up.</p>	<p>x</p>  <p>Down the arm and leg, repeat the other side.</p>
<p>y</p>  <p>Down a horn, up a horn and under head.</p>	<p>z</p>  <p>Zig-zag-zig.</p>				

### Year 1 Common Exception Words

These are the words that children are taught to read and spell by the end of Year 1, they have been organised into manageable groups on the table below.

a	is	said	be	no	put
ask	his	says	he	go	push
	has	the	me	so	pull
are		they	she		full
our		there	we	of	one
	was	here		love	once
do	were	I	by	come	school
to	where	you	my	some	friend
today	want	your			house