




Meet the Teacher

Thursday 18th September 2023
8:45-9:30



The Year 4 School Day



8:30	Morning activity
8:50	Registration
9:00	Guided Reading
9:30	Maths or English
10:30	Assembly
10:45	Play and snack time
11:00	Maths or English
12:00	Playtime and lunchtime
1:00	Story time
1:20	Foundation subject
2.20	Foundation subject
3:20	Getting ready to go home

Behaviour, Expectations and DARE Points



Children are rewarded DARE points for showing our values. These points add up to individual, whole class and house awards.

Children are expected to follow our DARE values. Assemblies and class discussions ensure children know exactly what this looks like.

Individual points:

- 10 points = A sticker
- 25 points = Smelly sticker
- 35 points = Rubber
- 50 points = Pencil
- 65 points = Ruler
- 80 points = Bronze Certificate
- 100 points = Silver Certificate
- 120 points = Gold Certificate
- 160 points = Platinum Certificate
- 200 points = Golden Ticket

Whole Class points:

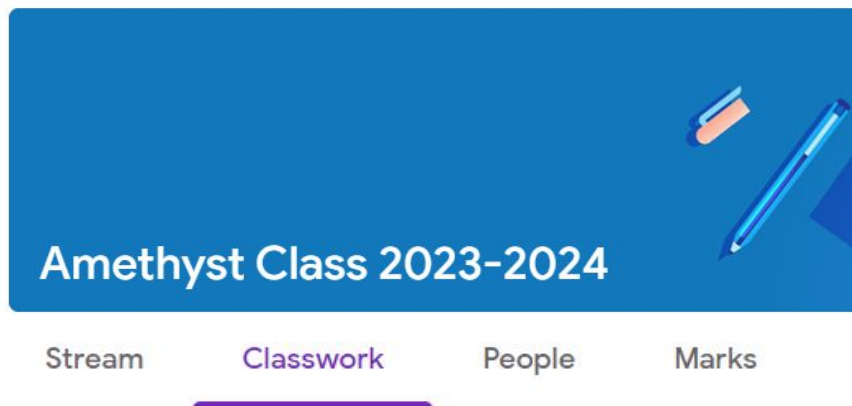
- 1000 points = A whole class fun activity
- 2000 points = A whole class movie afternoon
- 3000 points = Whole class special day

Snack, Lunch & Uniform

- The uniform policy is on the website
- We cannot stress this enough - please label EVERYTHING!
- Keep snacks to fruit and vegetable as much as possible
- Water only in drinks bottles, if this is an issue for your child - please talk to one of us



Google Classroom



If you child's google classroom log in remains the same as last year.

If you need this information giving again, please let us know.

On our class google classroom page, you can access useful information including:

- Reading passports
- Useful websites
- Homework information
- Link to learning journey

Homework in Year 4

Weekly Spellings

Weekly English or Maths


Daily: Reading and Times Tables Practice

Homework will be set on Fridays

Homework will be due in on Wednesdays

Homework will be set on google classroom
and can be completed online.

Paper alternatives will also be available.



Spelling in Year 4



New spelling lists and homework will be set on Fridays.

(Your child will be set 10 spellings per week)

Spelling homework will be due in on Wednesdays

Spellings will be tested on Fridays

Homework will be set using Spelling Shed. Which is accessible either as an app or online.

Your child will receive their log in within the next couple of weeks

First 4 minutes of the video are about Spelling Shed.

Class Learning Journey



Please check our learning journey page for updates on the exciting activities we have been working on in class.

P.E. and Library Days



PE lessons will be on Tuesday Afternoons and Wednesday Afternoons.

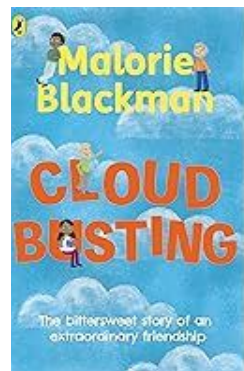





Children are to come in to school in PE Kits on both Tuesdays and Wednesdays

We will change library books on Thursdays.
(Children can keep library books for more than a week though)




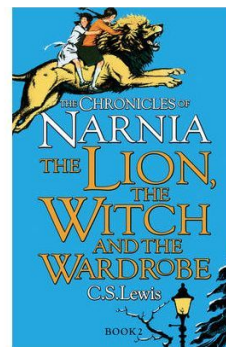
Book Band Books can be changed any day of the week

What books will Year 4 be reading?

Reading Spine Books



Guided Reading Lesson Texts



Reading Passports

"Books and doors are the same things. You open them, and you go through into another world."

Jenette Winterson

The WORLD TRAVELLER Reading Passport

The Genres



The Books



The EXECUTIVE CLUB Reading Passport

The Genres



The Books



Adventure




Horror



Diverse



Dystopian



Sci-Fi



Comedy



Mystery



Family



Fantasy



Classic



Realistic



Historical

Reading Skills

Vocabulary



Draw upon knowledge of vocabulary to understand a text.

Find and copy a word that means...

What does this word tell you about...?

What is another word that has the same meaning?

Infer



Draw conclusions by using evidence from the text.

How do you know ... is feeling ...?

Why do you think ... did this?

How do you think ... is feeling?

Predict



Say what you think will happen based on what you have read.

What do you think will happen next?

How will ... react when ...?

Why do think this will happen?

Explain



Your own thoughts and opinions about a text.

What do you like or dislike about this book?

Which is your favourite character and why?

Retrieve



Identify and explain key features including characters, events and information.

Where did.....?

Who did?

When did.....?

Sequence



Put the key events of the story or text in order.

What was the first thing that happened?

Put these events in order.

What happened after ...?

Reading Skills

Key Stage Two Reading Questions



When reading with your child, it is important that they understand the content of what they are reading. These question prompts and stems will give you an idea of what to ask your child as you read with them to check their understanding.

Vocabulary



Draw upon knowledge of vocabulary to understand a text.
Read and copy a word that means...
What does this word tell you about...?
What is another word that has the same meaning?

Explain



Your own thoughts and opinions about a text.
What do you like or dislike about this book?
Which is your favourite character and why?

Infer



Draw conclusions by using evidence from the text.
How do you know... is feeling...?
Why do you think... did that?
How do you think... is feeling?

Retrieve



Identify and explain key features including characters, events and information.
Where did...?
Who did...?
When did...?

Predict



Say what you think will happen based on what you have read.
What do you think will happen next?
How will... react when...?
Why do you think this will happen?

Sequence



Put the key events of the story or text in order.
What was the first thing that happened?
Put these events in order.
What happened after...?

Predictions

- What can you predict about the book based on the front cover?
- Based on what you know about a character/event, what do you think is going to happen next?
- What do you think the character will do next? What would you do?
- What do you think the next section/chapter will be about?
- How do you think the story will end?

Explain

- Explain how the behaviour/personality of the main character changed over time. How/why has this happened?
- Which is the most important part? Explain your choice.
- Would you like to live in this story setting? Why or why not?
- Explain what you have enjoyed about this text?
- Who is your favourite character? Why?
- How has the author engaged the reader?
- Why has the author arranged the text in this way?
- Why did the author use this particular verb/adjective/adverb?
- Compare ____ to ____ How are these characters similar or different?

Vocabulary

- How does this word/sentence make you feel?
- What other word could the author have used instead of ____?
- Which adjectives have been used to describe ____?
- Which word in the sentence means the same as ____?
- Why do you think the author used the words ____ and ____ to describe the main character?
- Which words used by the author create a feeling of ____
- What does the phrase ____ tell us about ____?
- From reading the rest of the sentence, what might this word mean?

Inference

- What makes you think ____?
- Why did the author use this word to describe ____?
- What does the word ____ imply about ____?
- Why do you think ____ behaved like this?
- Using clues from the text, can we work out what ____ thinks about ____?
- What do you think will happen to the main character now? Give a reason for your thoughts
- Why do you think ____?
- What do you think the word ____ means? Why do you think that?

Retrieval

- Where / when is the story set?
- How does the main character behave/speak/look?
- Where in the text would you find information about ____?
- Find a word or phrase that tells us how the main character is feeling?
- Who are they key characters?
- Explain what just happened in your own words
- Who were they?
- How is the setting described?
- What did ____ do when ____ happened?
- How does the story end?

Sequencing

- Where does the story start?
- In what order do we meet the characters?
- In which order did these events happen?
- What happened before ____?
- What happened after ____?

Structure

- Look at the section titled ____, why might this have been included?
- Look at the front cover of this book. What sections might you expect to find?
- How does the layout help you to ____?

Summarising

- What is the main theme / argument in this paragraph?
- Can you describe what has happened in this paragraph/ chapter?
- Describe what has happened in three sentences.
- What is the most important message in this book?
- Why do you think that is important?
- What sticks in your mind most about ____?



A digital reading record

Never forgotten



You child's Reading diary will never be left at home on the busy school run!

Never lost



No damaged or ruined reading diaries - and of course the valuable information is never lost!

Always available



Every parent or carer can access the diary at any time. No more asking: 'Has anyone seen the diary?'

Always available



It's easy to see all reading for your children in one place - no more searching for separate diaries.

So, what happens next

You will be sent a parent app quick start guide.

Please ask for support if you need it.



Parent App Quick Start Guide

1

Download



search:
boomreader parents

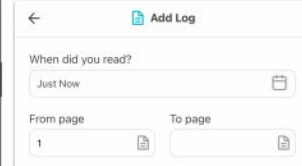
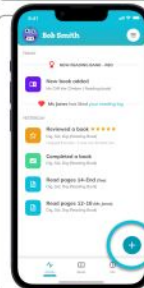
2

Create Account

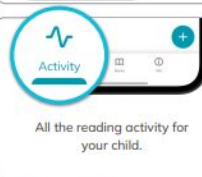
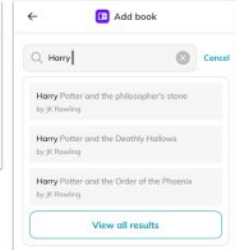
use your email to create
your parent account

3

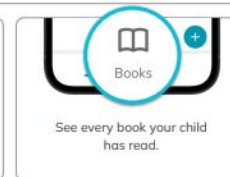
Connect to Child



Add a new book or reading
log just by tapping the plus
button.



All the reading activity for
your child.



See every book your child
has read.



Add reminders and access
your child's account



Connect to all your children's reading
diaries in one app.
Effortlessly swap between each of your
children's reading diaries.

Need help?
parents@boomhub.app

Download the app and find out more at:
boomreader.co.uk/parents



SCAN ME

Handwriting in KS2

- Forming letters correctly
- Joining handwriting
- Consistently sized letters
- Ascenders and Descenders



at eb eh ek el

The image shows a handwriting practice row with five cursive words: 'at', 'eb', 'eh', 'ek', and 'el'. Each word is written on a set of three horizontal lines: a solid top line, a dashed middle line, and a solid bottom line. The letters are formed in a cursive style, with ascenders and descenders clearly visible. The letters are joined together in each word, demonstrating the 'joining handwriting' technique mentioned in the list.

Times Tables

In Year 4, all students will sit the National Multiplication Check in June.

Year 2: 2x 5x 10x

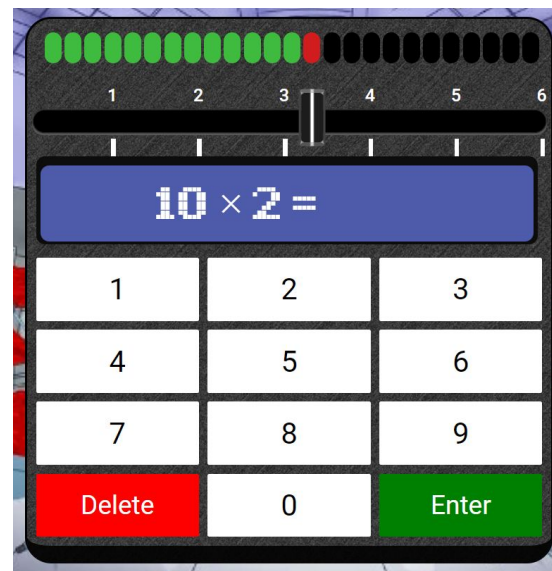
Year 3: 3x 4x 8x

Year 4: 6x 7x 9x 11x 12x

Daily practice using Times Tables Rockstars has the power to boost recall, fluency and most importantly - maths confidence



TTR*s Soundcheck



Times Tables

In Year 4, all students will sit the National Multiplication Check in June.

Multiplication Tables Check

This activity exactly mirrors the 'Multiplication Tables Check' that will be given to children at the end of Year 4. They are tested on their multiplication tables up to 12×12 . There are twenty-five questions and children have six seconds to answer each question and three seconds between questions. The questions are generated randomly using the same rules as the 'Multiplication Tables Check' (see below).

Results can be downloaded and printed at the end of the test.




A similar activity which tests recall of [number bonds](#) can be found [here](#).

For more multiplication games [click here](#).

Multiplication Table	Minimum number of items in each form	Maximum number of items in each form
1	Not applicable	Not applicable
2	0	2
3	1	3
4	1	3
5	1	3
6	2	4
7	2	4

maths frame MTC

×



Images

Login

Free

Videos

News

Books


Maps

Flights

Finance

About 17,100 results (0.34 seconds)

Showing results for **mathsframe** MTC
Search instead for **maths frame** MTC



Mathsframe

<https://mathsframe.co.uk> > resources > resource > Mult...

Multiplication Tables Check

This activity exactly mirrors the 'Multiplication Tables Check' that will be given to children at the end of Year 4. They are tested on their multiplication ...

MAIN MENU

Multiplication Tables Check

Time left: 2

$3 \times 8 =$

24



Play game

1

2

3

4

5

6

7

8

9



0

ENTER

Time allowed: 6 seconds

Tables selected: All

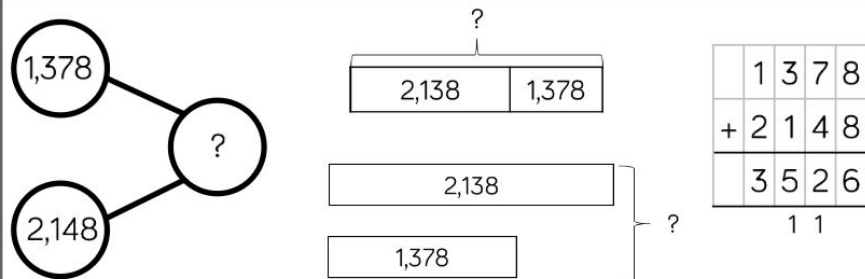
Question 1 of 25

MATHSFRAME

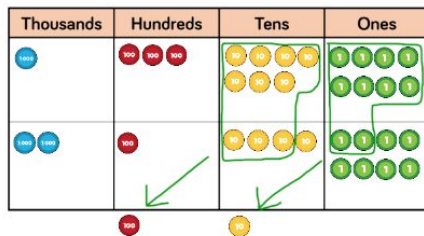
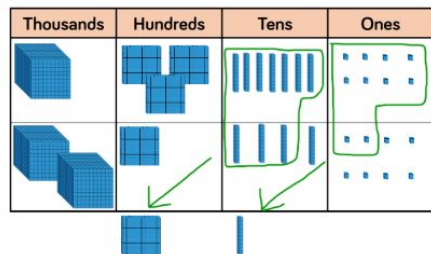
Maths - Calculation Methods Year 4

Addition and Subtraction

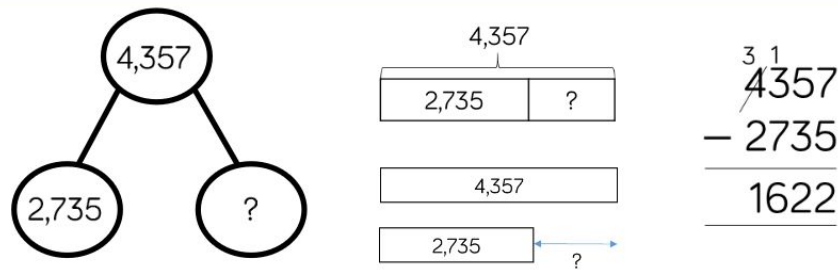
Skill: Add numbers with up to 4 digits



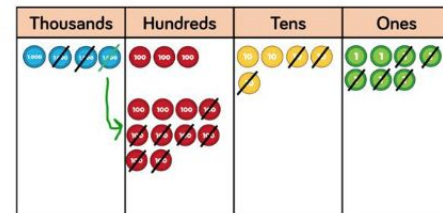
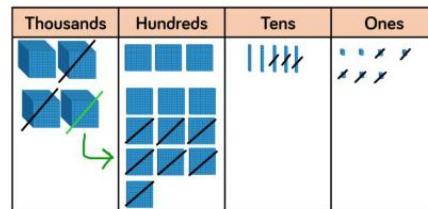
$$1,378 + 2,148 = 3,526$$



Skill: Subtract numbers with up to 4 digits



$$4,357 - 2,735 = 1,622$$















Maths - Calculation Methods Year 4

Multiplication













	H	T	O		
		3	4		
x			5		
		2	0	(5 × 4)	
+	1	5	0	(5 × 30)	
	1	7	0		

Skill: Multiply 3-digit numbers by 1-digit numbers

Hundreds	Tens	Ones
		
		
		
		

H	T	O
	2	4
x		4
	9	8
	1	2

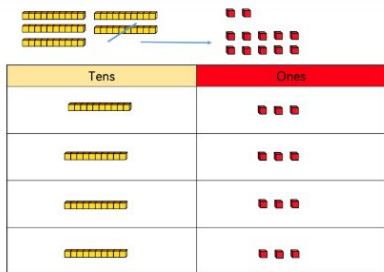
$245 \times 4 = 980$

Hundreds	Tens	Ones
		
		
		
		

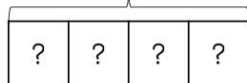
Maths - Calculation Methods Year 4

Division
(Year 3 and 4)

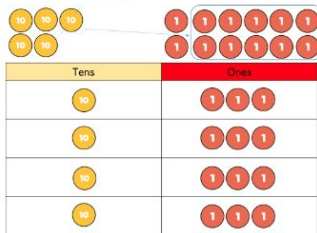
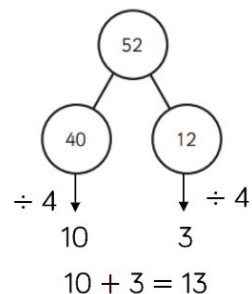
Skill: Divide 2-digits by 1-digit (sharing with exchange)




52



$$52 \div 4 = 13$$



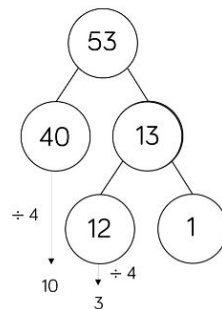
Skill: Divide 2-digits by 1-digit (sharing with remainders)



53



$$53 \div 4 = 13 \text{ r}1$$

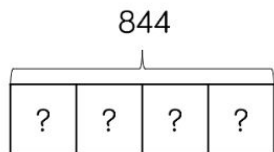


Maths - Calculation Methods Year 4

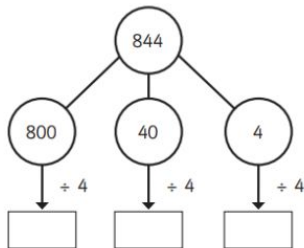
Division
(Year 4 and 5)

Skill: Divide 3-digits by 1-digit (sharing)

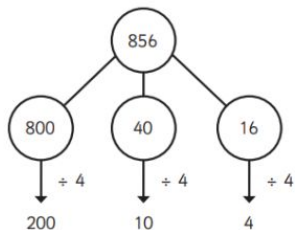
$$844 \div 4 = 211$$



H	T	O
100 100	10	1
100 100	10	1
100 100	10	1
100 100	10	1

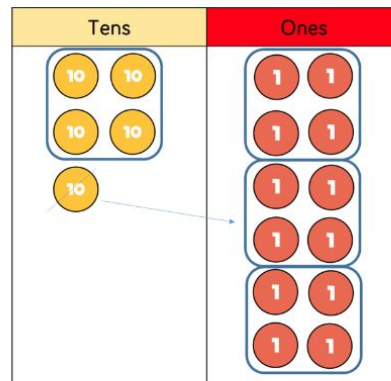


$$844 \div 4 = 211$$



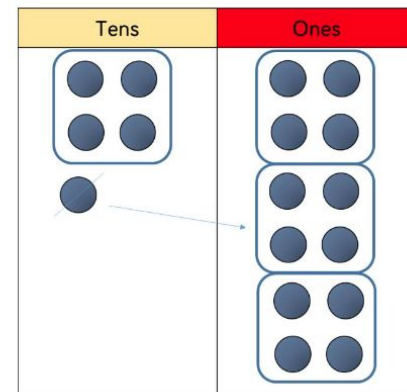
Hundreds	Tens	Ones
100 100	10	1 1 1 1
100 100	10	1 1 1 1
100 100	10	1 1 1 1
100 100	10	1 1 1 1

Skill: Divide 2-digits by 1-digit (grouping)



		1	3	
	4	5	12	

$$52 \div 4 = 13$$



Helping your child with maths at home



Times Tables!

Play games of chance and strategy:

cards, board games, puzzles, chess

Maths in everyday life:

Time

- Telling time (analogue, digital, 24 hour)
- Duration, length and planning using time

Money Maths

- Calculating cost totals and quantities of change.
- Opportunities to use cash.

Weighing and measuring when cooking or baking

The foundation subjects in Year 4

You will receive a curriculum letter each term which details exactly what we will be covering that term.

Some foundation subjects are taught every week and some are alternated each half term.

Foundation Subjects:

- History
- Geography
- Religious Education (RE)
- Science
- Computing
- Physical Education (PE)
- MFL - French and Spanish
- Art and Design
- Design and Technology
- Music



Enrichment opportunities



Year 4 Residential




RUNWAY'S END

Towards the end of Year 4, we will be taking students from both King's Academy Binfield and King's Academy Oakwood on their first school residential to Runway's End in Hampshire.

We will hold a separate information evening during the Autumn Term for Year 4 parents and carers to attend. All information regarding the residential will be shared with you at the information evening.

You will be contacted with the date for the residential before the end of September.



Useful dates for the year ahead



KAB

Friday 22nd September - Flu Vaccinations

Wednesday 11th October - KAB Parents' Evening 1

Thursday 19th October - KAB Parents' Evening 2

Wednesday 6th December - KAB KS1 Christmas Production (am and pm performance) TBC

Wednesday 7th February - KAB Open Afternoon for current parents 3:30 - 4:30

Thursday 7th March - World Book Day (dress up day)

KAO

Thursday 12th October - KAO Parents' Evening 1

Monday 16th October - KAO Parents' Evening 2

Friday 17th November - Flu Vaccinations

Thursday 7th December - KAO KS1 Christmas Production (am and pm performance) TBC

Wednesday 14th February - KAO Open Afternoon for current parents 3:30 - 4:30

Thursday 7th March - World Book Day (dress up day)

Thank you for your time.

If you have any questions or queries, please either ask now or contact me via email or at the door!

Year 4 – Amethyst Class 2023-2024

	8.30-8:55	8:55 - 9.25	09:30 - 09:45	09:45 - 10:30	10:30-10:45	10.45-12.00	12.00-1.00	1.00-1.15	1.15-2.15	2.15-3.15	3.15-3.30
Monday	TT Rockstars, Reading or handwriting	Reading	Assembly	English	Break	Maths	Lunch	Story Time & Register	MFL (1:25pm - 1:55pm)	1:55pm PSHE 2:35pm RE	Quiet Reading and Home 3.15 - 3.30
Tuesday	Grammar strips	Reading	Oracy Assembly	English	Break	Maths		Story Time & Register	PE (SGr) Indoor	Science	
Wednesday	TT Rockstars, Reading or handwriting	Reading	Singing Assembly	English	Break	Maths		Story Time & Register	PE (JFs) Outdoor	Art/DT	
Thursday	Grammar strips	Reading	Class Assembly	English	Break	Maths		Story Time & Register	1:15pm Introduce Hist/Geog (1:30pm onwards: rotate groups through library) 2:15pm Computing		
Friday	TT Rockstars, Reading or handwriting	Spelling test	Homework	English	Break	Maths		Story Time & Register	Music 1:45pm Outside 2:00 Celebration Assembly	Enrichment 2:15 - 3:15pm	