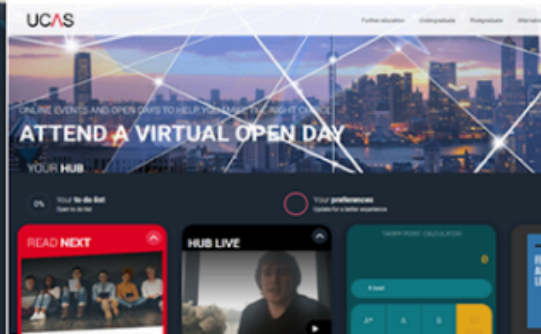
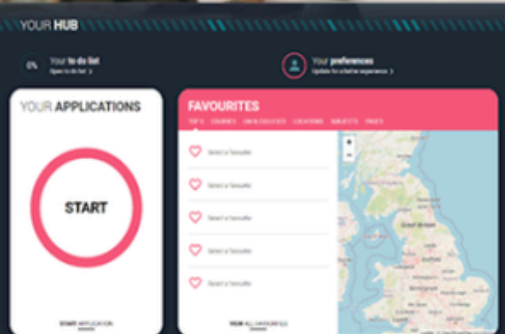
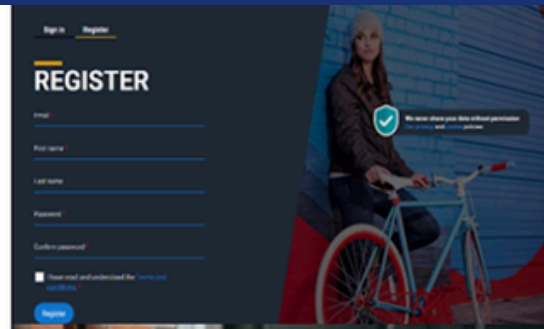




# King's Academy Binfield UCAS Information & Guidance 2027 Entry



#beremarkable

# UCAS

## Information & Guidance Booklet



We highly recommend you read the entire booklet to gain an overview of the UCAS process.

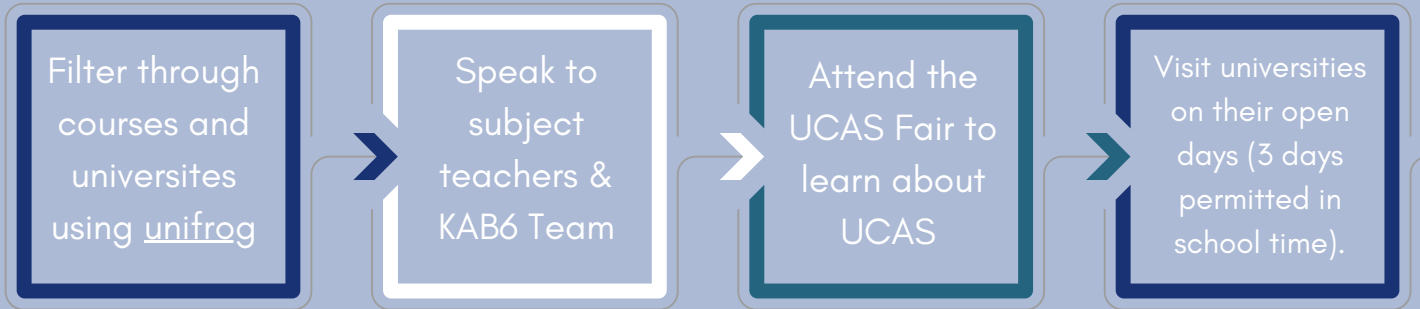
- KAB6 UCAS Timeline
- How to register with UCAS
- Completing your application
- Writing your UCAS Personal Statement
- Examples of skills to evidence in your UCAS Personal Statement based on course subject
- Preparing for university interviews
- Tracking your application and accepting your offers
- UCAS Extra
- UCAS Adjustment
- Guide to Clearing
- Student Finance
- Student Accommodation

*#beremarkable*

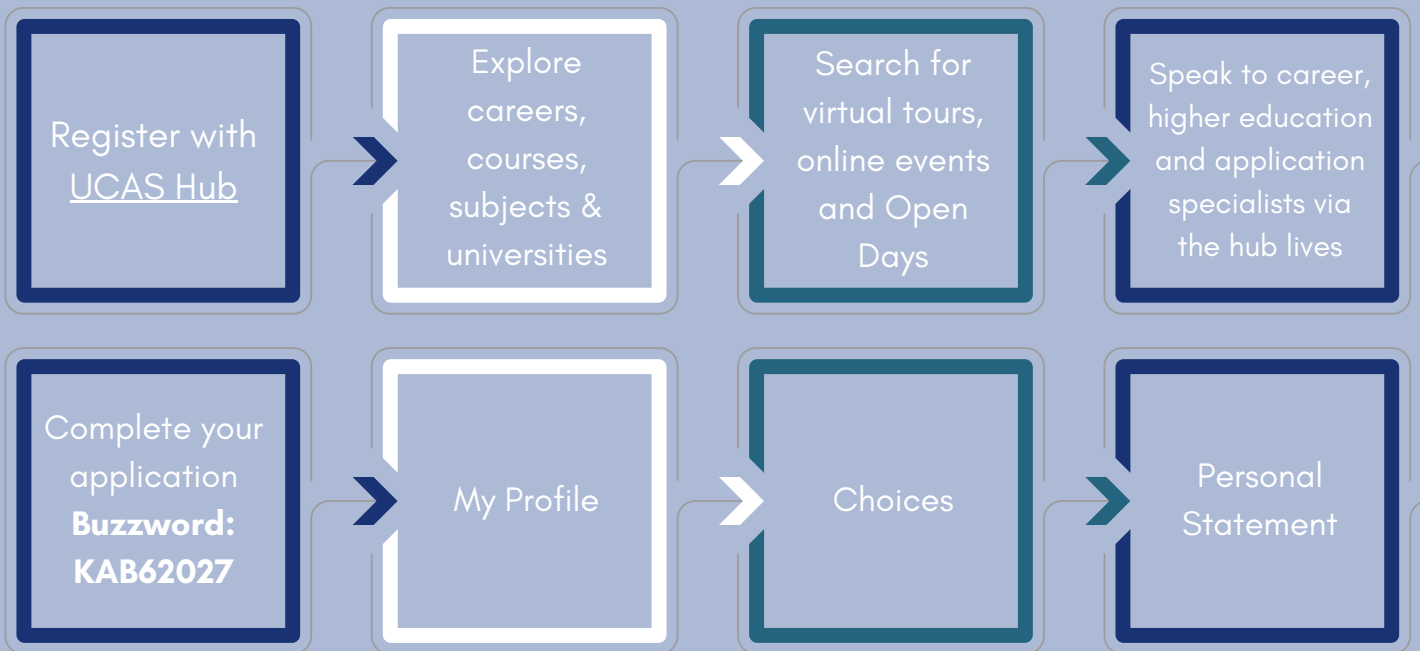
# KAB6 UCAS Timeline



## Research



## Apply



## Internal Deadlines



#beremarkable

# KAB6 UCAS Timeline



## Post-Submission

Attend any interviews you are invited to.  
Receive offer and accept or decline them.

- If you receive your last decision on or before 31 March 2027, your reply date is 5 May 2027 *Except if you're using Extra to find a place*
- If you receive your last decision on or before 12 May 2027, your reply date is 2 June 2027 *Except if you're using Extra to find a place*
- If you receive your last decision on or before 14 July 2027, your reply date is 21 July 2027

## Results Day

Following the publication of your results on  
Thursday 12th August 2027:

- If you **achieved your entry requirements**, check your university place is **confirmed**;
  - If you exceed your entry requirements and wish to change your course, look for an alternative using **Adjustment**
  - or if you did not meet the entry requirements, use **Clearing to apply to more courses**

#beremarkable

# Register with UCAS



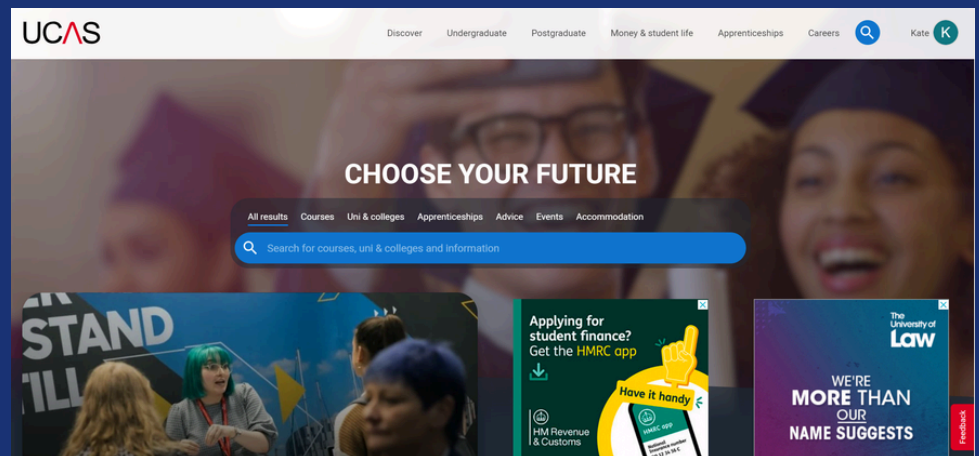
Registering with UCAS will allow you to:

- Explore careers, subjects, universities and apprenticeships
- Find and favourite over 35,000 courses
- Search for virtual tours and online events
- Turn predicted grades into Tariff points
- Speak to those in the know using [UCAS Chat](#)
- Speak to career, higher education, and application specialists by attending the [Hub Lives](#)
- Explore [Job Profiles](#) to discover different career roles and pathways.
- Start an application for 2027 entry (from 12th May 2026)

## How to register

Go to  
UCAS.COM

Select 'sign in'  
from the menu



Select the register  
tab. You must register  
with your **PERSONAL  
EMAIL ADDRESS**

UCAS will email you  
and ask you to **verify**  
your account

#beremarkable

# UCAS Hub

## Setting up your account



Once you have verified your account you can set up your profile.

**Welcome Kate**

K

Let's set up your UCAS account.

Let's go

[I work for a school, college, centre, or university](#)

Fill in your location information and continue.

**Where do you live?**

This helps us to give you the right support based on your location.

**Country\***

United Kingdom

**Address lookup\***

Search for an address

Continue

In this section you need to select 'Undergraduate study' and any opportunities you are interested in.

**More information about you**

Your personal details can help us to provide better support.

**Date of birth\***

What level of study are you interested in?\*

Undergraduate study Postgraduate study

**Which opportunities are you interested in?**

Finding an apprenticeship Conservatoire study Gap year

Finding a job

**When are you planning to start uni, a job or an apprenticeship?\***

2023 2024 2025 2026 2027 2028

Continue

Connect to our school **King's Academy Binfield**. You **must** consent to share your data with our centre. Select 'yes'. This will allow us to track your application and support you.

**Connect to your school**

Connecting your account to your school allows your teacher to help you choose your options and apply.

King's Academy Binfield (St. Georges Park)

Selected school

**King's Academy Binfield (St. Georges Park)**

Remove

Consent to share my data with my school, college, or centre \*

Yes No

Continue

#beremarkable

# UCAS Hub

## Setting up your account



- Select 3 subject choices
- Select universities and colleges you are interested in
- Select the industries you are interested in

Select your preferences

### Your interests

This will help us personalise your account, by creating favourites which you can change later. **These are not application choices.**

**Which subjects are you interested in? \***  
(3 choices remaining)

**Which universities and colleges are you interested in? \***

Unsure

**Which industries are you interested in? \***

Unsure

Continue

### Preferences

Stay up-to-date with unis, colleges, offers, and more.

**Opportunities for you \***


Get tailored info about uni and college courses, open days, and apprenticeship options.

Yes  No

**Deals and offers for you \***

Get great deals, offers, and freebies, including high street brands, tech, and travel.

Yes  No

 Your data is safe with us, and we never pass your details to third parties for marketing purposes without your permission. You can change your mind, and update your personal details and preferences at any time. For more information see our privacy policy.

Save

Your UCAS Hub is created! You can now start your application.  
Courses go live on Monday 12<sup>th</sup> May.

The screenshot shows the UCAS Hub website. At the top, the UCAS logo is on the left, and navigation links for Discover, Undergraduate, Postgraduate, Money & student life, Apprenticeships, Careers, and a search icon are on the right. Below the navigation is a header with 'Your Hub' and 'Explore your options'. A secondary navigation bar includes 'Hub', 'For you', 'Favourites', 'What to do', 'Where to go', and 'Search'. The main content area features a 'Welcome Kate' message with a 'Start application' button. Below this is a '2025 Application' section with a large pink arrow icon and a 'Start an application' button. The text below the button reads: 'Apply to universities and colleges to study degrees, HNDs, and HNCs and dance, drama and music at conservatoires.'

#beremarkable

# UCAS Hub

## Completing your application



You need to select **2027**

You need to select **Undergraduate**

UCAS

Discover Undergraduate Postgraduate Money & student life Apprenticeships Careers

## APPLICATIONS

[Back to Hub](#)

YOUR APPLICATIONS

### Start an application

You can only apply once in a cycle - Do not apply more than once in a cycle, or submit a new application if you are holding a deferred place, as your new application will be cancelled and you won't receive a refund.

In which year do you want to start your studies? What level of study are you interested in?

2025 Undergraduate (Uni and college degrees, and ap...)

You can apply for 2027 Undergraduate courses from  
**Monday 12<sup>th</sup> May**



### Undergraduate

Degrees, HNDs, and HNCs



### Conservatoire

Undergraduate or postgraduate music, dance, drama, or musical theatre.

#beremarkable

# UCAS Hub

## Completing your application



You need to select 'yes'

You need to link to our school/centre by using our Buzzword and continue

Are you applying from a school, college, or centre?

Yes No

Link to a school, college, or centre using a Buzzword

By entering the buzzword, you give your permission to share your application with your school, college or centre, so they can support you through the application process. To find out more about how your school, college or centre will be able to support your application and the information they will have access to please [see here](#).

Continue Cancel

Enter our King's Academy  
Binfield

**Buzzword: KAB62027**

Select 'yes'

Enter the Buzzword from your school, college, or centre

Buzzwords are case-sensitive and will be given to you by your school, college or centre.

Enter Buzzword here

Save Buzzword Cancel

Enter the Buzzword from your school, college, or centre

Your buzzword is for

**King's Academy Binfield**  
St. Georges Park, Bracknell, RG42 4FS

Is this correct?

Yes No

#beremarkable

# UCAS Hub

## Completing your application



Once you are linked to our centre you will be given a Personal ID Number. This is an important number that tracks your application. All communication with UCAS and institutions will ask for your Personal ID Number.

### Choices

You can have a maximum of 5 choices

- Aspirational
- Safe
- Reserve

### Profile

The profile tracks how complete your application is

### Personal Statement

This tracks how complete your personal statement is

### Review & Submit

When this number reaches 100% you can submit your application

If you apply to Oxbridge you can only apply for Oxford or Cambridge. If you are applying for Medicine, Veterinary Science or Dentistry you can only apply for a maximum of 4 choices.

*#beremarkable*

# UCAS Hub

## Completing your application



You can search and add your choices here. We encourage you to select the maximum choices. Once you have all of your choices, mark complete.

Your **choices**

You can add up to 5 choices to your application. You can change your choices until you send your application to us. All sections must be marked as complete before you can send your application to us.

**Add choice**

University/college name \*

Course \*

Location \*

Course campus location

Start date \*

If you are selecting a deferred start date, please confirm this with the university or college before you apply

After you have selected your choices there are 9 sections to complete:

1. Personal details
2. Contact and residency details
3. Nationality details
4. Supporting information
5. English language skills
6. Finance and funding
7. Education
8. Employment
9. Personal statement

*Advice*

Most applicants from the UK and those eligible EU students will be in the UK, ChI, IoM, or EU student finance

**Nominated access**

Do you want someone else to be able to act, or speak on your behalf, about your application? e.g. A parent, teacher, other relative or guardian. If you are using an agent, you can choose to enter their details.

You're able to enter details of someone you're happy to help manage your application - this is called nominated access.

Yes  No

Most applicants will select 'no' but you can ask a parent to have nominated access.

**What will be your main source of funding for your studies? \***

Select an option from the drop-down list to tell us how you expect to pay for your tuition fees. Most applicants from the UK, Channel Islands, Isle of Man, and those eligible EU students under the EU Settlement Scheme will be in the category UK, ChI, IoM, or EU student finance.

This guidance has been created based on [eligibility advice](#) from the Student Loans Company, and you should give your answer as guided. Universities and colleges are aware that EU applicants will be selecting the UK, ChI, IoM or EU student finance option.

If you require additional guidance, we recommend contacting [the UK Council for International Student Affairs](#).

*#beremarkable*

# UCAS Hub

## Completing your application



### Education

- **King's Academy Binfield**
- Centre Number **51123**
- Start date month **09/25**
- Finish date **08/27**
- Type of study **Full time**
- Do you, or will you have qualifications from this centre? **Yes**

**Add place of education**

Name of the school, college, or university \*

Exam centre number  
This may be automatically filled in based on your school, college, or university

Start date \*

Month Year  
MM YYY

End date \*

Month Year

Save Cancel

**King's Academy Binfield**

September 2023 - August 2025

Full time

Add qualification

**Add qualification**

To add a qualification either choose from the qualification shortlist or search for your qualification.

**Qualifications shortlist**

- + Access to HE Diploma (2014 onwards)
- + BTEC Diploma
- + BTEC Extended Diploma (QCF)
- + GCE Advanced Level (A-Level)
- + GCE Advanced Subsidiary
- + GCSE (Grade: 9-1)
- + GCSE (Grade: A\*-G)
- + National 5
- + SQA Advanced Highers
- + SQA Scottish Highers
- + Welsh Baccalaureate Advanced Skills Challenge Certificate

You will need to add all academic qualification:

- GCSE Grades (9-1)
- GCE Advanced Subsidiary (AS Level)
- GCE Advanced Level (A-Level)
- BTEC Diploma
- You will need to know the Awarding Body (see appendix)
- You will need to select 'pending' for A Levels and BTEC's

#beremarkable

# UCAS Hub

## Completing your application



Check your school email account. Mrs Newhouse has sent you your ULN.

Add part time employment history. You can add multiple jobs.

### Unique Learner Number (ULN)

This is a 10-digit number connected to a UK student's Personal Learning Record. You can find this on a qualification certificate or results slip. If you don't have a ULN, or don't know yours, please leave this blank. Scottish domiciled students do not have a ULN.

### Add employment

Company/organisation name \*

Role title \*

Company/organisation address \*

Start date \*

Month Year

MM ▼ YYYY ▼

Multiple jobs

Save

Cancel

## The Personal Statement

Our guide to [writing your personal statement](#) (opens in a new window) should help you complete this section.

We strongly recommend you write the statement using a word-processor and paste it in to your application.

You can type your statement directly into the box or edit a statement you have pasted in.

### Why do you want to study this course or subject? \*

This is your opportunity to showcase your passion and knowledge of your chosen subject area and to demonstrate to universities and colleges why they are a good fit for you and your future ambitions.

Please use a minimum of 350 characters in this section (350 needed)

## Advice

More advice about how to write your Personal Statement can be found in the Personal Statement section of this document.

We advise that you write your personal statement using an application that can monitor your word count and check for spelling e.g. word, google docs

- Your personal statement can not exceed 4,000 characters.

#beremarkable

# UCAS Hub

## Submitting your application



There are 4 steps to the submission process.

1. The application must be complete (showing 100%) before pressing submit.
2. This shows the full application and you can download it as a pdf to help you check it.
3. At the bottom of the application, click Accept and Proceed (or return to application if you want to make more changes).
4. You will then be asked to update your marketing preferences.

You will need a credit or debit card to pay for your UCAS application. Select 'pay now', you will need to enter your card details.

- When you have paid and submitted your application, it will be sent to Mrs West to check.
- We will then add your reference and predicted grades and submit the application to UCAS.
- If you log in you will see a read only version.

**The fee for your  
UCAS Application is £34.50**

*Once you have submitted your application*

Once we have submitted your application, it is a case of waiting to receive feedback from each course you have applied to. Please be aware that different institutions do this in their own timeframes so do not be disheartened if you hear back from some more quickly than others or if your friends receive feedback before you do.

*#beremarkable*

# UCAS References and predicted grades



Teachers will write a supporting reference for every student in every subject. Early entry references will be completed by July. All other references will be written by the start of the Autumn Term.

Your supporting references will include information about your knowledge and skills. It will include information about your engagement and notable success. It will include your attributes as a learner. It will include other supporting information that the school thinks University admissions should be aware of. All references will be collated into one reference and checked by the KAB6 team.

## *Example of Supporting UCAS Reference*

This example was created by UCAS.

Rose is the strongest of a large cohort and an outstanding Biologist. Her wider reading and passion for the subject underpins her vast subject knowledge and she was involved in the Biology Olympiad, achieving a Silver Award. An exceptional chemist, she is one of the most able in the cohort, consistently placed in the top 5% in assessments. Practical skills within the sciences is of particular note, gaining high marks in her practical exam. Her practical skills also benefited her in her recent study of aspirin which she completed to a very high standard. She used her highly developed manipulative skills to synthesise aspirin and then successfully analysed her sample using thin layer chromatography and NMR spectroscopy. Rose is a gifted and talented national and GB level U18 national squad hockey player. During her studies she has spent significant time away from the classroom to engage with rigorous training. This has the potential to put pressure on her academic work, however, Rose has never failed to make up for lost learning time. Rose's attitude, commitment, and drive to succeed is nurtured through her sport is also apparent in her studies. We hope that her future university will be supportive in enabling her to continue to balance her academic and sporting commitments; if they do, they will find the skills she brings back to the learning environment highly rewarding.

*#beremarkable*

# UCAS References and predicted grades



UCAS predicted grades will be published in June 2026. These will be published on your Summer Term Report. This will ensure clarity and transparency as you make your final course choices over the summer and at the start of the Autumn term. Your UCAS predicted grade will be a professional prediction.

Students will be given the opportunity to discuss their predicted grades with their teachers. It may be that they can demonstrate progress, and that teachers are comfortable in changing their prediction.

UCAS predictions are based on a range of data; PPE results, classwork, coursework, independent study, tests, assignments and class discussion. The UCAS prediction may be aspirational. This is because students are only half way through their courses and because we want our students to be able to choose from a range of courses. It is important that students select a range of aspirational, secure and safe choices on their application.

The KAB6 team will review all UCAS predictions and compare these with the courses students have applied to. We will ensure students have applied to courses with varying entry requirements so that their application allows them to receive as many offers as possible.

*#beremarkable*

# Writing your UCAS Personal Statement



## *What is a personal statement?*

The personal statement is your chance to explain who the person is behind the grades and what else you have done in addition to your qualifications. Understanding your achievements, experiences and personality can be vital to ensuring you are offered a place on the course which is right for you.

## *The Basics*

Maximum: 4,000 characters

Minimum: 1,000 characters

Check: Spelling, punctuation and grammar

Use: Paragraphs

There are 3 sections/questions to the personal statement

## *What admissions tutors look for ...*

- Are you suited to the course?
- Are you hardworking and independent?
- Can you cope under pressure?
- Are you suited to the university environment?
- Do you have good communication skills?
- Are you genuinely interested in the course and subject?

*#beremarkable*

# Writing your UCAS Personal Statement



Click [here](#) for everything you need to know about the UCAS Personal Statement and the 3 questions you have to answer:

Question 1: Why do you want to study this course or subject?

Question 2: How have your qualifications and studies helped you to prepare for this course or subject?

Question 3: What else have you done to prepare outside of education, and why are these experiences useful?



*Need more help?*

Ask the KAB6 Team

Access the UCAS Personal Statement Tool for a wealth of knowledge and worksheets to help with your personal statement.

Search the Unifrog Know How Library for a range of great resources to help support your personal statement writing including: Sample personal statements for different subjects, top tips and use the Unifrog competency tool to gather ideas and evidence.

unifrog

UCAS

Which?

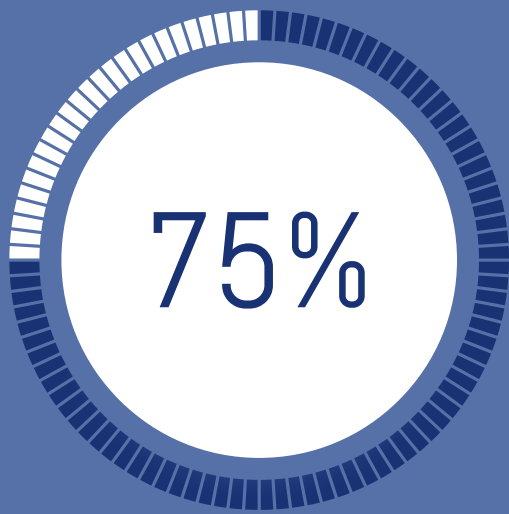
University

*#beremarkable*

# Writing your UCAS Personal Statement



## Academic Content



- Evaluation of wider reading
- Evidence of MOOCs
- Favourite topics & reasoning
- Genuine enthusiasm
- Relevant courses/trips
- Understanding of course profession
- Interest in the course
- Relevance of the subject
- Future career path

## Extra-Curricular Content



- Work Experience
- Overcoming adversity
- Sports/Hobbies/Interests
- Volunteer work
- Responsibility
- Evidence of self motivation

#beremarkable

# Writing your UCAS Personal Statement



## How to start

1. List all the skills vital to success in higher education and your chosen course
2. For each skill, note what evidence you have to demonstrate your proficiency
3. Write everything out in full before deciding on a logical structure

## Show, don't tell

- Do NOT simply list everything you have ever done in your final statement
- DO explain HOW you THINK about what you have done. What skills/knowledge did you acquire?

**What have you done?**  
Year 7 Reading Mentor

**What did it teach me?**  
Effective communication

**Can I provide an example of what it taught me?**  
I had to ensure a person from a different peer group understood me so I could support and motivate them.

**How can I relate it to university?**  
I'm confident to share ideas and work with others to achieve a shared goal during group tasks and seminars

# Examples of skills to evidence in your UCAS Personal Statement



**Chemist:** A keen scientist, i.e. wanting to understand the world and how it came about, a good analyst, taking nothing for granted, keen to test things out and do research and be patient, determined, even painstaking when doing it. Having good practical skills, an eye for detail. Good at working in a team.

**Dentist:** Similar to a medic (below) along with good practical and business skills. Even more important to inspire other peoples' trust and confidence, especially children's, as so many are scared of dentists.

**Economist:** Analytical, logical and intuitive. An avid reader but with good mathematical ability and keen on statistics. Having good debating and communication skills, sceptical and questioning, can write well with a strong sense of wanting to get to the bottom of why things happen as they do.

**English specialist:** A good analyst, who is keen on language, its structure and uses. A keen communicator and avid reader, keen to explore and understand the context in which things are written. Empathetic, open-minded, sceptical - to a certain extent, not blindly accepting traditional interpretations but an independent thinker, coming to independent conclusions. Objective. Articulate and can write clearly and concisely.

**Historian:** Sceptical, doesn't take anything for granted or simply accept 'received wisdom' or 'accepted interpretations' without questioning them. Curious, wants to know why and how something happened. Objective, open-minded. An avid reader, patient, persistent, have an eye for detail (as you need when doing research). Have empathy for the culture, climate and context in which things happened, were written etc. Be articulate, a good analyst and debater (as some history teachers have said, they want every parent's nightmare), people who are awkward, argumentative. Preferably can write well too.

*#beremarkable*

# Examples of skills to evidence in your UCAS Personal Statement



**Engineer:** A keen problem solver, with strong mathematical ability, analytical powers and the capacity to see the full picture and finished products. Fine eye for detail, meticulous, patient, determined, a good communicator and team worker and able to work under pressure.

**Lawyer:** Logical mind, analytical, with a capacity for hard work, eye for detail and ability to cut through to essential points in arguments. Articulate, well-read, empathetic, ideally having a strong moral sense, well organised, self-confident.

**Mathematician:** Very logical and rational, enjoys the challenge of problem-solving, doesn't like to be beaten by things and certainly not the same type of problem twice. Very determined and patient, prefers an elegant solution not just something that is right. Intrigued by patterns in the world around them and wants to understand them.

**Medic:** The capacity to get top academic results, a keen scientist and problem solver, keen to take on life-long learning and with a capacity for hard work and coping with stress. Empathetic, optimistic, dedicated, able to inspire other peoples' trust and confidence, a good communicator and team worker, able to shoulder responsibility, caring and having a strong sense for moral integrity.

**Philosopher:** A keen sense of language and meaning matched with a strong desire to understand things. Capacity for logical thought, well read, open-minded, with good communication skills and with natural empathy for historical and social context.

**Physicist:** A keen scientist, i.e. wanting to understand the world and how it came about, a good analyst, taking nothing for granted, very logical, a good mathematician. Open-minded enough to embrace new theories and evidence. Patient, with an eye for detail when conducting experiments and research.

# Preparing for university interviews



Remember that receiving an interview invite means that admissions tutors are impressed with your application so far and you're in the running for receiving an offer. This is good news! While it's natural to be nervous, having an idea of what to expect can help you to shine on the day.

Here are some university interview tips to get you ready, including what you should wear, questions to prep for and how to perfect your interviewing technique.

## **What are university interviews actually like?**

Interviews can range from an 'exam out loud' (it's safe to expect this from an Oxbridge interview) to an informal chat designed to encourage you to choose that course. They can last anything from ten minutes to an hour and are usually, though not always, conducted by one interviewer.

They can also vary depending on the subject you're applying to study – for example, English students may have to discuss a poem with their interviewer, while Maths applicants might be asked to solve an equation.

*#beremarkable*

# Preparing for university interviews

## *How it works*



If a university does send you an invitation, it could either be sent to you directly, or in UCAS Track. It's best to contact the university or college to find out how and where you will receive information about your interview.

Universities and colleges say it can be difficult to change the times and dates of interviews, so if possible, try to go at the suggested time.

If you can't attend at the allotted time, you need to let the university or college know as soon as possible. If you received your interview decision in Track, the option to request a different time will be available. If you received the interview decision in another way, get in touch with the uni/college. When you've agreed a new date, they'll either update the invitation in Track or contact you directly to let you know.

Then after you've attended, the university will tell UCAS when they've made a decision and UCAS will let you know in Track. Once all decisions are in, you can reply to your offers.

## *Interview tips*

Interviews aren't everyone's favourite thing, but with a bit of preparation you can do well. They'll be looking for enthusiastic students with lots to offer – someone who can work independently and consider new ideas; someone who will thrive, enjoying a varied academic life alongside outside interest.

*#beremarkable*

# Preparing for University Interviews



## *Plan Ahead*

- **Check where and when** – sort out any travel and accommodation you need, check their website for maps and directions.
- **Be ready for questions** – some about your application, as well as your chance to ask about the course and the uni/college.
- **Know your stuff** – show you know the latest in your subject area, and keep up to date with the news – they might ask to hear your views. Re-read your personal statement.
- **Practice** – have mock interviews with a teacher or adviser; cover why you chose that course and what you enjoy most about your current studies.
- **Sleep well!**

## *The Interview*

- **Dress smartly** – you might not need a suit, but smart trousers/skirt and a shirt/blouse will show you're taking it seriously.
- **Get there early** – have their phone number handy so you can let them know just in case you're delayed.
- **Remember to bring any additional documents.** You might be asked to bring a portfolio of your work if you are applying for a creative arts course.
- **Good body language** – don't slouch, yawn or fold your arms – stay calm and alert, sit up straight, make eye contact, look (and sound) interested. Engage with the interviewer right from the start.
- **Take their lead** – let your interviewer take the lead when it comes to handshakes, sitting down, starting to talk and so on.
- **Don't worry if you don't understand** – listen carefully to questions, ask them to repeat or rephrase the question, make a good guess, or relate it to something you know better. Don't be afraid to take time to think about your answer – you won't be penalised.
- **Expect the unexpected** – they might do a surprise test to see how you react under pressure, just do your best.
- **Ask them questions too** – this shows enthusiasm and gives you chance to get answers you haven't found yet. Interviewing is a two-way process so make the most of it by finding out as much as you can about the course.

## *Afterwards*

- **Make notes** – if you have more interviews coming up, it might be handy preparation to write down the questions and answers you've already had.
- **Reflect on how you did** – decide what worked well and think of new answers for areas you want to improve in.
- **Then sit back and wait** – once we've heard from the university or college, UCAS will let you know in Track if they're making you an offer.

*#beremarkable*

# Preparing for University Interviews



Questions you might be asked in a university interview:

These are hard to predict, so here are some pointers on what questions you may face in a University interview and how to prepare:

- Revisit the university prospectus and course details, thinking about how you'd answer questions such as 'why this course?' and 'why this university?'.
- Re-familiarise yourself with your personal statement and be prepared to elaborate on anything you've said.
- Get someone (who hopefully knows a bit about your subject) to give you a mock interview. Having some interview practice beforehand will help to boost your confidence and expose areas you need to work on.
- Make sure you're aware of the latest issues in current affairs relevant to your subject – tutors may bring these into the discussion.
- Prepare some questions to ask tutors – just make sure that they haven't already been answered in information you've been sent by the university.

## *Useful Sources of Information*

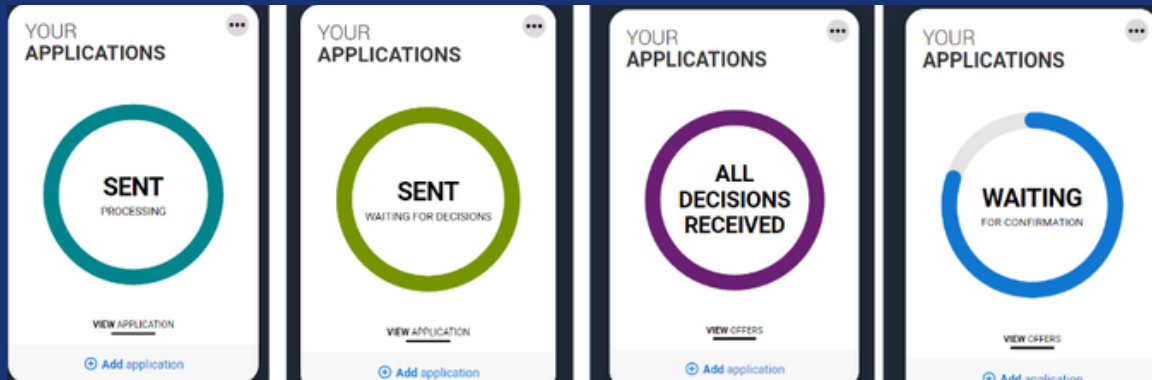
- UCAS Video: <https://www.ucas.com/undergraduate/after-you-apply/undergraduate-interview-invitations>
- Unifrog: <https://www.unifrog.org/student/know-how/keywords/how-to-survive-online-university-interviews>
- Inside a university interview: a student's perspective <https://www.unifrog.org/student/know-how/keywords/how-to-survive-online-university-interviews>
- Subject specific interview tips: <https://university.which.co.uk/advice/ucas-application/university-interviews-as-told-by-students>
- 10 Cheeky tips: 10 weird ways to beat interview nerves <https://www.theguardian.com/careers/careers-blog/10-quirky-tips-beating-interview-nerves-job>

*#beremarkable*

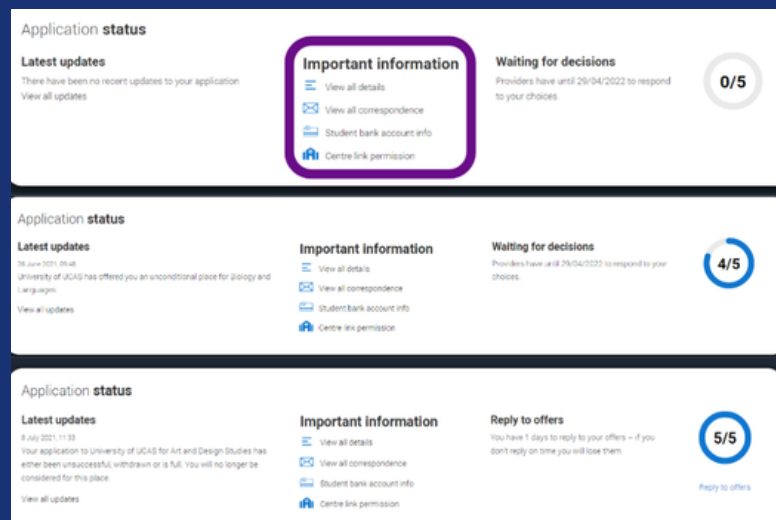
# Tracking your application



- Depending on the status of your application you'll see one of the following tiles on your UCAS Hub homepage. Click on the tile to go to your application.



- Your application status will update to reflect your application status and clearly state any actions you need to take. It will tell you when you need to reply to offers.
- Latest updates - displays offer and decision notifications, click view all updates for full history.
- Student bank account info - you'll need this to open a student bank account (when eligible).
- View all correspondence - all correspondence is grouped by choice.
- Centre link permission - if you are linked to a centre this enables you to update your sharing preference. Remember if you don't share with your centre then they will be unable to help support you with your application.



- The details of your offers will be shown including any conditions.
- The full text of the offer can be seen by clicking 'View full offer'.
- Your inactive choices (withdrawn, declined, unsuccessful) are in a drop down section below the active choices.



#beremarkable

# Invitation to interview



- If a university or college has notified UCAS of an interview, the invitation details will be shown alongside a button for you to respond.
- There are three options you can select from to respond to the invitation.

**Graphic Design (W210)**

Bachelor of Arts (with Honours) BA (Hons)

**Location:** Main site  
**Start date:** September 2022  
**Point of entry:** 1st year  
**Accommodation needed:** No  
**Criminal convictions:** None to declare

**INVITATION**

**You have been invited to interview**

**Your invitation**  
You have been invited to interview on 9 February 2022  
[View correspondence](#)

[Respond to invitation](#)



**Reply to your invitation**

Select response

- Accept invitation
- Request an alternative date
- Decline invitation

[Send reply](#) [Cancel](#)

...t suitable, you'll need to contact ...  
...rrange an alternative date.

#beremarkable

# University decisions

A conditional or unconditional offer is good news!



## A conditional offer:

- A conditional offer means you still need to meet the requirements – usually exam results.
- These show the conditions you have to meet to get your place confirmed.
- For most people, this means waiting for results day in the summer to see if your exam results meet the conditions.
- They could be a combination of grades, scores or subjects – as explained in the entry requirements and Tariff info. A conditional offer might look something like this:
- A levels grade AAB with A in chemistry and at least two other sciences or mathematics
- You may also get a conditional offer that will change to unconditional if you firmly accept it.

*#beremarkable*

# University decisions



## An unconditional offer:

- An unconditional offer means you've got a place, although there might still be a few things to arrange. These mean you've already met the entry requirements, so the place is yours if you want it. But first check the offer to see if there's anything else you need to do.
- Check the offer carefully. Even if you've already got your qualifications and have met the academic requirements, you might still need to get a DBS or PVG check, provide proof of your results, or meet some financial/medical requirements. If it's not clear, contact the university or college.
- Remember; by accepting an unconditional offer, you are committing to go to that university or college, so you can't make an insurance choice.
- If you change your mind, you can decline your place and apply using Clearing.
- If you're taking exams but have been made an unconditional offer, your results won't affect whether or not you get accepted. Please be aware that there has been a sharp rise in the amount of unconditional offers given by universities in recent years. Receiving an unconditional offer can feel really great and provide a boost of confidence and this is great but we must remain realistic when reviewing this increase and recognise that many universities are playing a game to ensure that students (and the large amount of money that comes with you) choose them. Please remember that first and foremost, each university course requires a base level of knowledge and skills. Therefore, if you give up and do not meet the grade requirements which they set out in their requirements, you will struggle to pick up the pace on the course and potentially ruin your chance of achieving a decent degree – the very reason you are there!
- Although your place won't be dependent on your grades, taking your exams is really important to prepare you for university or college and could impact your future employment.
- Some graduate employers take A levels and other qualifications into account when reviewing job applications, so it's important you take this into consideration when preparing for your exams.

*#beremarkable*

# University decisions



## An unsuccessful or withdrawn choice:

- An **unsuccessful or withdrawn choice** removes that option, but you could add more.
- A withdrawn application means a course choice has been withdrawn by either you or the university/college. The reason will show up in on your application – maybe you didn't respond to emails/letters they sent, or missed an interview.
- An unsuccessful application means they've decided not to offer you a place on the course. Sometimes they'll give a reason, (either with their decision or at a later date). If not, you can contact them to ask if they'll discuss the reason with you.

Don't worry if you don't get any offers – you might be able to add extra choices now, or look for course availability later on.

*#beremarkable*

# Accepting offers

Before you decide which offers to accept read this article from UCAS: [Making the right decision](#)



- We advise you do not respond to offers until you have heard back from all of your course choices.
- Remember – Making these selections does not mean you are automatically in, you need to achieve the entry requirements in the summer to secure your place.
- We recommend ensuring your insurance choice has a lower entry requirement than your firm choice. This means if you do not achieve the grades in the summer to be accepted by your firm choice, you should achieve the grades to be accepted by your insurance choice.

*#beremarkable*

# Confirming your choices



## Confirming your choices on UCAS:

- Once all decisions have been received, you will make your reply and confirm your choices.
- Select your firm choice:
- If you choose a conditional offer as your firm choice, you have the option to add an optional insurance choice – screen shot below.
- If you choose an unconditional offer as your firm choice, you cannot have an insurance choice.
- All other offers will show as declined offers, underneath the Firm choice.
- You must click the blue 'Confirm choice' button at the bottom of the page to submit your decisions.

**Select your firm choice**

Note: You are making a commitment when you choose a firm choice. If the offer is conditional, you are agreeing to take up the place if you meet the conditions of the offer. If the offer is unconditional, you are agreeing that you will attend the course at that university or college.

**Your choices**

**Mathematics and Languages (MALA)**  
University of UCAS (Z98)

The university or college has offered you a place subject to conditions.

This offer is subject to you obtaining  
ABC from at least 3 A-levels

[Make this my firm choice](#)

**Biology and Languages (BILA)**  
University of UCAS (Z98)

The university or college has offered you an unconditional place.

[Make this my firm choice](#)

**Business and Management (BUMA)**  
University of UCAS (Z98)

The university or college has offered you a place subject to conditions.

This offer is subject to you obtaining  
38 points from your International Baccalaureate Diploma, to include six in Higher Level English

[Make this my firm choice](#)

**Medicine and Surgery (MSUG)**  
University of UCAS (Z98)

The university or college has offered you a place subject to conditions.

This offer is subject to you obtaining  
112 UCAS Tariff points including BTEC National Diploma grade DM

[Make this my firm choice](#)

**Medicine and Surgery (MSUG)**  
University of UCAS (Z98)

The university or college has offered you a place subject to conditions.

This offer is subject to you obtaining  
112 UCAS Tariff points including BTEC National Diploma grade DM

**Do you want to select an optional insurance choice?**

Note: Your insurance choice is a second choice and it should be used as a backup. You will ONLY get the opportunity to attend if you are not accepted on your firm choice AND you meet the conditions of your insurance choice.  
You don't have to have an insurance choice. Please only choose one if you want to make this commitment.  
The conditions for your insurance choice should be less than those required by your firm choice, as this will increase your chances of being accepted on a course should you not meet the conditions set by your firm choice.

**Mathematics and Languages (MALA)**  
University of UCAS (Z98)

The university or college has offered you a place subject to conditions.

This offer is subject to you obtaining  
ABC from at least 3 A-levels

[Make this my insurance choice](#)

**Biology and Languages (BILA)**  
University of UCAS (Z98)

The university or college has offered you an unconditional place.

[Make this my insurance choice](#)

**Business and Management (BUMA)**  
University of UCAS (Z98)

The university or college has offered you a place subject to conditions.

This offer is subject to you obtaining  
38 points from your International Baccalaureate Diploma, to include six in Higher Level English

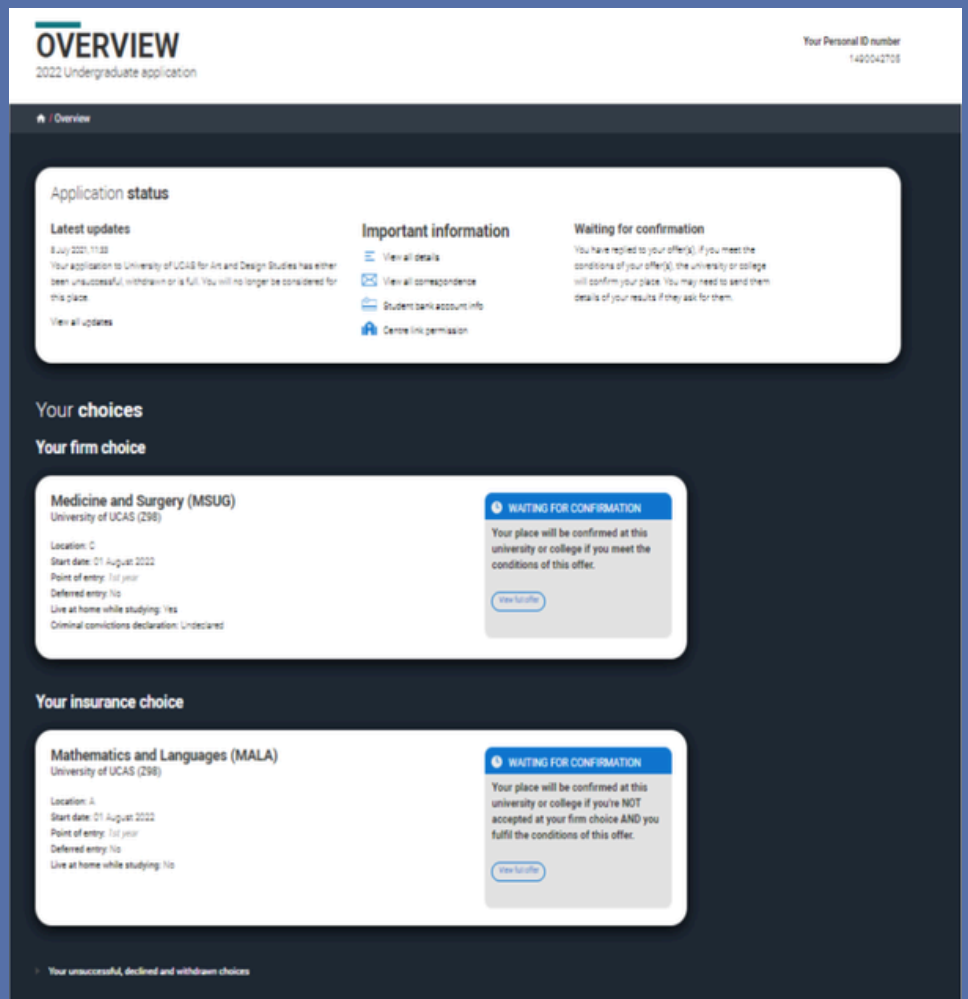
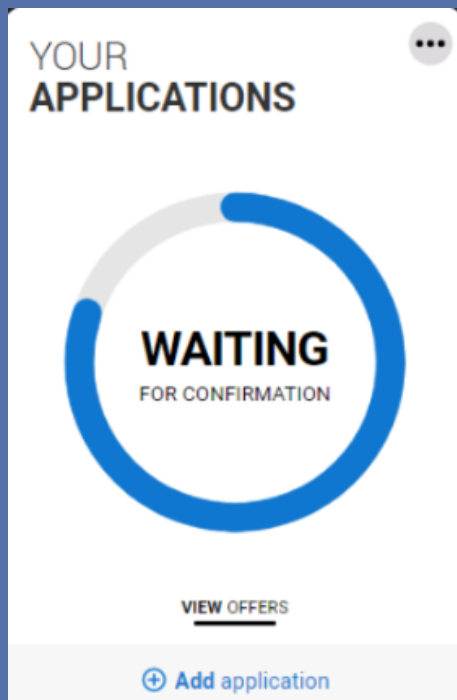
[Make this my insurance choice](#)

#beremarkable

# Confirming your choices



- Your application status will update to show you have replied to your offer(s) and that you are waiting for the university or college to confirm your place when your results are available.
- You are able to view the full text at any time by clicking 'View full offer'.
- Your application tile on the Hub will also update



## Withdrawing Your Application

If at any point you wish to withdraw your application please email the Director of Sixth Form to arrange a time to discuss this. If you withdraw, you will not be able to apply again during the academic year, and you will not be eligible for Clearing.

Please do not use the Withdraw Your Whole Application link on the UCAS website unless you have spoken to the Director of Sixth Form.

#beremarkable

# UCAS Extra

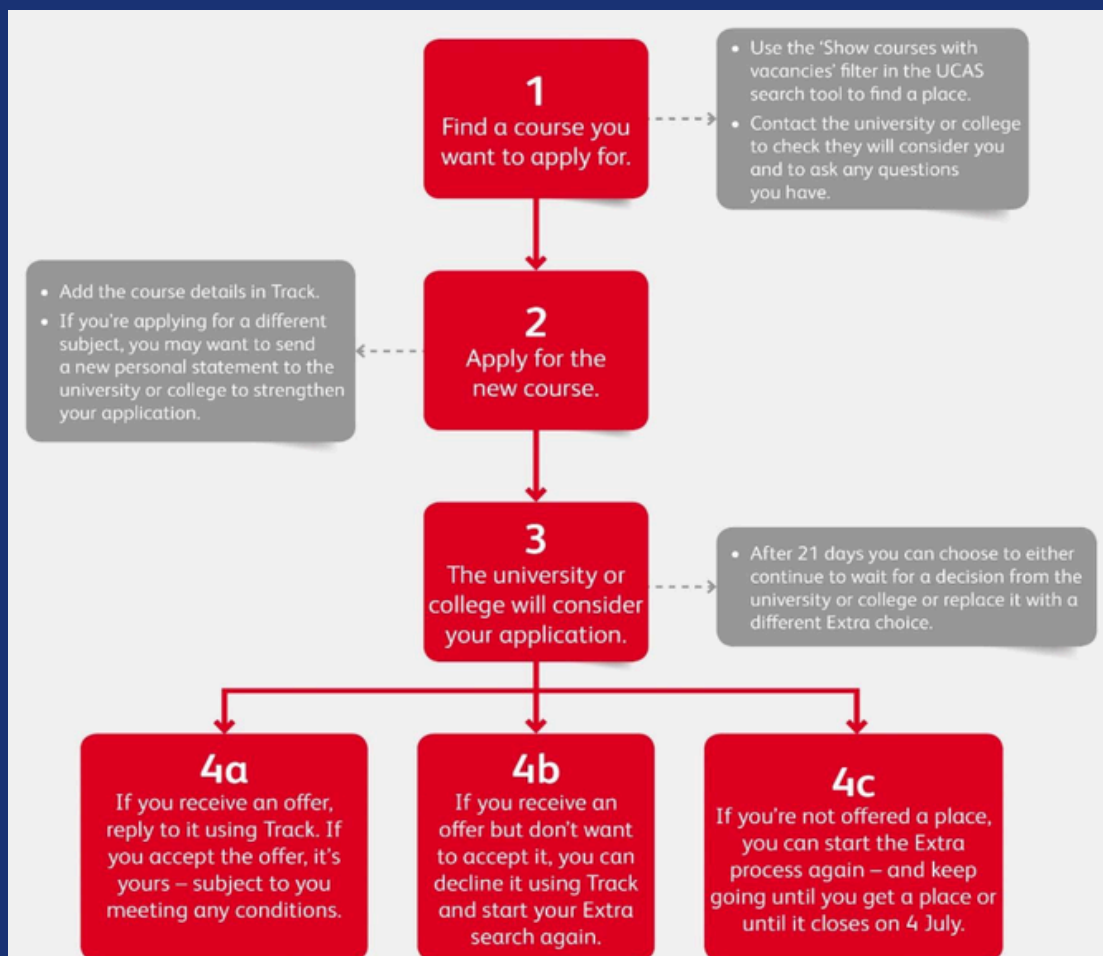


## What is UCAS Extra?

Extra is another chance for you to gain a place at university or college, after the 25th February 2027

## Who can use UCAS Extra?

- If you use all five of your choices on your original application and you do not receive any offers or you decline all offers, you will be eligible to add another choice using Extra.
- If you did not use all your choices in your initial application, you can just add another choice in UCAS Track as long as it's before 30th June, and you've not accepted or declined any offers. Remember, if you originally only applied to one choice and want to add more, you'll be asked to pay the extra application fee.
- If you do not hold any offers after 2nd July 2027, you will be able to add an additional choice using UCAS Clearing.



#beremarkable

# Guide to Clearing



Haven't achieved the exam results you needed to secure your university place? **Don't panic** - UCAS can help you find a course that's still right for you!

Is clearing for me?

Clearing is the process by which universities with available course places are matched with students seeking a place. You're eligible to enter Clearing if your UCAS Track status says 'You are in Clearing' or 'Clearing has started'. Go to the UCAS website for details of the latest university course vacancies - you'll need to call them up to secure a place. Last year, more than 64,900 students found a course through Clearing - so you're not on your own. In fact, you'll need to move fast to snap up available courses.



Clearing actually opens several weeks before A-level results day, so you can get a head start if you're not holding any offers or are a Highers, BTEC or IB student with results.

Research courses & universities

Be quick, but don't madly rush to accept the first course you find. Research vacancies thoroughly to draw up a shortlist of universities to call - it's worth dedicating time to this process before hitting the phones on results day. Once you've found a potential course, make use of all available resources to build up a proper picture of what the course is like to study and what current students think about it - university websites and Which? University's course finder ([www.which.co.uk/university](http://www.which.co.uk/university)) will help.



A good place to start devising your Plan B is by thinking back to your original UCAS choices - not only to get yourself back into a researching mind set but also as a ready-made shortlist of universities and courses you've previously thought seriously about.

Preparing for the call

Gather together the things you might need when speaking to universities.

- Your UCAS Clearing number
- The course code, name and details of the course content
- Your personal statement - re-read this, in case you're asked questions.

Think about the key points you want to make. Note down why that specific course appeals to you - highlighting something specific about it that you uncovered during your research, why you should get the place and questions to ask them.



You may be asked why you didn't achieve your grades, so think honestly about what factors played a part here. Think about positive points to share, too - a really good unit mark, or experience relevant to the course that's not listed on your UCAS form.

# Guide to Clearing



## Phoning universities

The conversation might simply involve a confirmation of your grades and that there's a place available with your name on it. On the other hand, you may find yourself on the receiving end of some tricky questions designed to test out your suitability for the course. Take down contact details in case you need to get back in touch or get cut off. It might be that you get a straight 'yes' or 'no' over the phone, or that they'll follow up to confirm with you later.



You can call every university on your shortlist and verbally accept more than one offer, but you may only enter one institution on Track. Before making that final commitment, try to go along to the university and look around. The 'feel' of a campus or city is crucial.

## Confirming & Admin

Think over the pros and cons of the offer(s). This is where you'll need family, friends or a teacher on hand. If you're happy, go to Track, click 'Add Clearing Choice' and enter the course code and details requested. Once the university confirms this via UCAS you will receive a confirmation letter and your Track status will change. You're in!



- Change your university details on your student finance application
- Sort out your accommodation
- Let your school or college know where you're going

## Alternatives to Clearing

- You could reapply next year for slightly different courses or universities with your existing grades. Then plan your gap year to get the most out of it.
- Consider alternatives such as a Higher Apprenticeship, explore opportunities for employment and training in areas such as finance, retail, IT and childcare.
- Apply for a job. Brush up your CV, check out job ads or go to recruitment agencies to find either short- (to fund a gap year) or long-term roles.
- Study abroad. Some European universities offering English speaking courses may have vacancies for the upcoming year. There are lots of issues to consider, so think through carefully.

## Useful Resources

Live vacancies: [UCAS and The Telegraph](#) | UCAS Helpline: 0371 468 0468

Exam Results Helpline: 0808 100 8000 | [UCAS Clearing Video](#)

# Student Finance

Visit the [UCAS page on student finance](#) to learn more about fees, grants and funding.



↑ / Money and student life / Money / Student finance

## STUDENT FINANCE IN ENGLAND

Everything you need to know about student finance

### Going to uni or college in 2024 to 2025?

Full-time and part-time undergraduate applications for 2024 to 2025 are now open! You should:

- [Apply online now](#), it takes less than 30 minutes to complete.
- Apply using your preferred choice, you can change your uni/course details later if you need to!

Find out what you need to know about student finance before you apply and visit our:

- [Student toolkit](#)
- [Student timeline](#)

Currently a student and need help with a query or problem? [Find answers to your questions on the GOV.UK page](#).

Postgraduate applications are expected to open by the end of June 2024.

### Thinking of starting uni in 2026?

If your course starts from January 2026, you could apply for the Lifelong Learning Entitlement (LLE). [Find out more](#).

Follow us on, [Facebook](#), [Instagram](#), [Twitter](#) and [YouTube](#) for updates.

### Undergraduate funding

Find out what funding you could get to help with the cost of your undergraduate studies.

- Tuition fees:
  - Full-time students
  - Part-time students
- Living costs:
  - Full-time students
  - Part-time students

### Postgraduate funding

Find out what funding you could get to help with the cost of your postgraduate studies.

- Master's Loan
- Doctoral Loan

Feedback

- Visit the [dedicated government website](#) to learn more about student finance or read their handy [How To Guide](#).
- It's quick and easy to [apply](#) for a student loan, it should take less than 30 minutes.
- To make sure you get your funding in place for the start of your course new students should apply by May 2027.
- There's different funding if you're studying to be a [doctor or dentist](#) or [social worker](#)

## Finance Option Definitions:

- **Privately financed:** With this option yourself or your family pay for your tuition fees and living costs without any student loans from the government.
- **Tuition loan:** Your university or college sets your tuition fee. You should check with them how much you'll be charged for your course, so you can apply for the right amount of Tuition Fee Loan. The Tuition Fee Loan needs to be paid back, but not until you've finished or left your course, and your income is over the repayment threshold. You can apply for Tuition Fee Loans up to a total amount of £39,160. This is the same as around 4 years of full-time study or 480 credits.
- **Maintenance loan:** A Maintenance Loan can help pay for things such as rent, food, books, travel, and other expenses. Any loan you borrow needs to be paid back, but not until you've finished or left your course, and your income is over the repayment threshold. Everyone who is eligible for student finance can get at least some Maintenance Loan, but you can apply for more that's based on your household income. Students who are eligible to receive State Benefits, who are entitled to receive the means-tested element of funding, may be eligible for an increased amount of maintenance loan. If eligible, their maintenance loan will be made up of the Maintenance element and the Special Support (SSL) element.

#beremarkable

# Student Accommodation



## Find your new student accommodation

Search for a university, college, campus or location.

What year are you going into?



First year

Search




### How to find the right student accommodation for you

This is it. Life is good. You're going to uni. Is it going to be the party paradise of on-campus halls, or a flat-share right in the middle of town? Maybe the cost of rent will decide, what supports on hand, or whether there's a bus stop...

[read more](#)

Once you have confirmed your 'firm' choice you will need to start considering your accommodation options. In most cases the university will get in contact with you about the next steps in the admissions process. Click [here](#) for all you need to know about student accommodation.

A list of absolutely everything you will need for uni!  
Click [here](#)!



*#beremarkable*

**KAB6**

*#beremarkable*